



# PLASTIC CABLE CARRIERS DURAMOV®

2023

塑料电缆拖链

Polymer-tech Solutions™



# ...高性能聚合物技术 为客户创造价值

## ...High-performance Polymer Technologies Creating Value For Customers

- 成立于1995年，总注册资本2.23亿人民币；
- 年营业额超过10亿元人民币，超1000名员工；
- 拥有5个生产基地，总占地超200000m<sup>2</sup>；
- 国家级高新技术企业，超120项专利；
- IATF16949:2016、ISO9001:2015、ISO14001:2015、ISO45001:2018认证。
- CSB was established in 1995 and its legal registered capital is 223 million RMB.
- Annual turnover more than 1 Billion RMB, more than 1000 employees.
- CSB has 5 production bases with a total area of 200000m<sup>2</sup>.
- China National Hi-Tech Enterprise, more than 120 patents.
- IATF16949: 2016、ISO9001: 2015、ISO14001: 2015 and ISO45001: 2018 certifications.


### RoHS指令限制的十种有害物质 EC Directive 2011/65/EU (the RoHS Directive)

汞Hg、六价铬Cr<sup>6+</sup>、铅Pb、镉Cd、多溴联苯醚PBDE、多溴联苯PBB、邻苯二甲酸二正丁酯DBP、邻苯二甲酸正丁基苄酯BBP、邻苯二甲酸(2-己基)己酯DEHP、六溴环十二烷HBCDD。

This directive restricts the use of hazardous substances. Listed below are CSB products which are all RoHS compliant.



"CSB", "CSB-EPB", "CSB-LIN", "CSB-BAL", "TEFPLAS", "DURARUB", "DURAFILM", "DURAPLAS", "DURAMOV", "FLEXMOV", "DURACABLE", "DURACHAIN", "TRIBOPAD" and "TRIBOTAPE" are legally protected trademarks in China. 中国保护商标。



# Polymer-tech Solutions™

## 聚合物技术 解决方案



### CSB-EPB® 工程塑料轴承 Plastic Plain Bearings

自润滑免维护、耐腐蚀、长服务寿命、轻量化；可选：极低摩擦系数、高载荷、防静电、高温250°C、FDA 食品安全等级。

Maintenance-free dry operation, Absolute corrosion resistance, Long service time and light; Multiple choices: Lowest friction coefficient, High load, Anti-static, High temperature 250°C, FDA food safety grade.



### CSB-LIN® 塑料直线轴承 Plastic Linear Bearings

干运行无需供油、抗粉尘、无噪音、耐腐蚀、长服务寿命、轻量化；可选：高温250°C、多种安装方式。

Dry operation without oil, Anti-dust, No noise, Corrosion resistance, Longer service time and light; Multiple Assemble types, Highest operation temperature 250°C.



### CSB-LIN® 直线导轨丝杆 Guide Rails and Lead Screws

自润滑免维护直线驱动系统，直线滑动部件及丝杆螺母均采用高耐磨EPB13材料制成，实现长期干摩擦，低噪音，长服务寿命，适合在粉尘或污水下运行。

Self-lubricating and maintenance-free linear motion system, Linear slider and screw nuts are made of high wear-resistant material EPB13, Dry operation for longer time, lower noise, longer service time and suitable for operation in dust or dirty water.



### CSB-BAL® 塑料关节轴承 Plastic Spherical Bearings

自润滑免维护、耐腐蚀、抗污垢、轻量化；可选：多种结构设计满足不同安装需求。

Self-lubricating and maintenance-free, Corrosion-resistant, Anti-fouling, lightweight; Multiple structural design to meet different installation requirements.



### CSB-FWB® 纤维缠绕轴承 Filament-wound Bearings

连续长纤维复合材料、干摩擦性能更优越、极高的承载能力、最高静载荷240MPa，特别适用于高载低速下的摆动。

Long fiber composite material, The best performance for dry operation, High load capacity and max. static load 240MPa, Especially suitable for swing with high load and low speed.



### DURAPLAS® 耐磨半成品 Semi-finished Products

采用CSB-EPB®高耐磨材料制成，可实现非标轴承的快速加工、小批量制作降低成本；可选：棒材、板材、片材。

The semi-finished products are made of anti-wear and high performance materials CSB-EPB®, It can be machined non-standard bearings in short time, saving cost for small quantity; Multiple choices: Bar, sheet and tribo-tape.



### DURAMOV® 塑料电缆拖链 Plastic Cable Carriers

采用高强度耐磨工程塑料制成，可实现多种运动方式与行程，模块化设计易于组装和维护，适用于各类环境下低噪音长寿命运行。

The cable carriers are made of high strength and anti-wear plastics, The cable carriers are used in a variety of motion modes and strokes, modular design is easy to assemble and maintain, and it is suitable for low noise long life in various environments.



### FLEXMOV® 柔性电缆 Flexible Cables

FLEXMOV® 高柔性电缆包含控制电缆、数据电缆、伺服电缆、动力电缆、总线电缆、机器人电缆等；多种护套材料如PVC、PUR和TPE可满足室内或室外等极端环境无故障运行。

FLEXMOV® flexible cables include control cables, data cables, servo cables, motor cables, bus cables, robot cables, etc.; Various jacket materials such as PVC, PUR and TPE are available to meet trouble-free operation in extreme environments such as indoors or outdoors.

<http://www.csb-ep.com>

Products

DURAMOV®

[www.csb-ep.com](http://www.csb-ep.com)  
[sales@csb-ep.com](mailto:sales@csb-ep.com)

电话: 0573 84186133/84185527  
Tel: 0086 573 84187009

# CSB Product Family

CSB产品

Polymer-tech Solutions™

DURAMOV® Products

www.csb-ep.com  
sales@csb-ep.com

电话: 0573 84186133/84185527  
Tel: 0086 573 84187009

## CSB-EPB® 工程塑料轴承 Plastic Plain Bearings



## CSB-LIN® 塑料直线轴承 Plastic Linear Bearings



## CSB-PRB® 塑料滚动轴承 Plastic Ball Bearings



## CSB-BAL® 塑料关节轴承 Plastic Spherical Bearings



## CSB-LIN® 直线导轨丝杆 Guide Rails and Lead Screws



## CSB-SRB® 回转支撑轴承 Slewing Ring Bearings



## CSB-RPM® 转向器轴承 Steering Rack Bearings



## TEFPLAS® 高速滑动轴承 High Speed Sliding Bearings



## KER 转角轴承 Knife Edge Rollers




## FLEXMOV® 柔性电缆 Flexible Cables



## DURAMOV® 电缆拖链 Plastic Cable Carriers




## DURAPLAS® 耐磨半成品 Semi-finished Products



## CSB-FWB® 纤维缠绕轴承 Filament-wound Bearings



## 金属自润滑轴承 Metal Sliding Bearings



Home / CSB® 在线工具 / 塑料电缆拖链查找器 V1.0

### 1 电缆拖链类型

微型电缆拖链C01  微型悬空电缆拖链C11  可打开微型电缆拖链C21  
 通用电缆拖链C02  高负载电缆拖链C03  静音/清洁电缆拖链C04

### 2 填充电缆 | 气管 | 油管参数

级别	类型	外径 [mm]	壁厚 [mm]	数量 [pcs]	截面积 [mm²]	
1	电缆	1	0.001	1	0.785	
2	气管	1	0.001	1	0.785	
3	油管	1	0.001	1	0.785	
+ 新增项目					总计	2.355

### 3 电缆拖链安装方式

水平架空  垂直悬挂  
 垂直站立  侧向安装

### 4 电缆拖链安装参数

4 为链最大行程: 0.1 m  
 5 为链最大架空长度: 0.1 m  
 6 为链安装最大宽度:  无限制  8  
 7 为链安装最大高度:  无限制   
 8 为链打开方式:  无限制  30°  75°

### CSB-PCC®适配电缆拖链 (最小安全系数1.5)

微型电缆拖链C01	微型悬空电缆拖链C11
CD1.07.07.015.005	C11.05.05.010.008
CD1.07.07.018.005	C11.05.05.012.008
CD1.07.07.025.007	C11.05.05.015.007
CD1.07.07.035.009	C11.05.05.018.009
CD1.07.07.048.011	C11.05.05.028.011

Home / CSB® Online tools / Cable chains tool V1.0

### 1 Select cable chains

Micro cable chains C01  Opening micro cable chains C11  Openable cable chains C21  
 Universal cable chains C02  High load cable chains C03  Quiet&Clean cable chains C04

### 2 Filling cables|gas tubes|oil tubes

Items	Type	Outside diameter [mm]	Weight [kg/m]	Quantity [pcs]	Sectional area [mm²]	Weight [kg/m]	Option
1	Cables	5	0.01	3	19.625	0.030	
2	Gas tubes	1	0.001	2	0.785	0.002	Delete
3	Oil tubes	1	0.1	1	0.785	0.100	Delete
+ Add item					Total	21.195	0.132

### 3 Cable chains installation type

Unsupported  Vertical hanging  
 Vertical standing  Side-mounted

### 4 Cable chains installation dimensions

4 Max. length of travel: 1.5 m  
 5 Max. unsupported straight length: 1 m  
 6 Max. clearance width for chains:  Unlimited  100 mm  
 7 Max. clearance height for chains:  Unlimited  100 mm  
 8 Over-length in final position:  Unlimited  165 mm

在线工具 Online Tools ▶▶▶.....

▶▶▶..... 请登录我们的网站查询 please visit: [www.csb-ep.com](http://www.csb-ep.com)

3D-CAD图形预览和文件下载 3D-CAD preview and download files → [cad.csb-ep.com](http://cad.csb-ep.com)

# CSB R&D resources

## CSB研发资源

CSB始终坚持以自润滑材料科学为核心，充分利用先进的研发检测设备，并与科研院所和国外科技联合创新。CSB拥有先进的材料性能检测设备和自润滑轴承摩擦磨损性能以及塑料电缆拖链寿命专业检测设备，CSB新产品开发工程师每年通过各种检测设备进行材料性能检测和研发试验近万次。CSB每年自主研发以及为特殊客户研发的新产品近百种，并通过新材料新技术的不断探索提升现有产品性能，满足了各种行业对自润滑轴承以及塑料电缆拖链提出的新要求。

CSB insists on the theory of going on creation and pursuing excellence and established the system concentrating on the self-lubricating material technology, making full use of the advanced research and testing equipment, joint innovation with research institutes and foreign technology. CSB has advanced performance testing equipments for materials, The most comprehensive tribological properties professional testing equipments for lubricating bearings, The service life tester for plastic cable carriers. There are thousands of tests on the materials and equipments that CSB engineers will execute each year. Hundreds of new materials and products are developed by CSB to meet the continuously changing requests from the market.



DURAMOV® 电缆拖链测试中心  
DURAMOV® Plastic cable carrier test center



柔性电缆与拖链长行程户外滑行耐久测试  
Long-travel outdoor sliding durability test for flexible cables and cable carriers



柔性电缆与拖链短行程架空耐久测试  
Short-travel unsupported durability test for flexible cables and cable carriers

R&D

DURAMOV®

www.csb-ep.com  
sales@csb-ep.com

电话: 0573 84186133/84185527  
Tel: 0086 573 84187009



电子万能材料试验机  
Instron 5567 material testing system



能谱仪 (EDS)  
Energy dispersive spectrometry (EDS)



材料分析中心  
Material analysis center



高低温交变试验箱  
High and low temperature  
alternating test chamber



UV老化环境试验机  
UV Accelerated Weathering Tester



材料剖析中心  
Material structure center

R&D

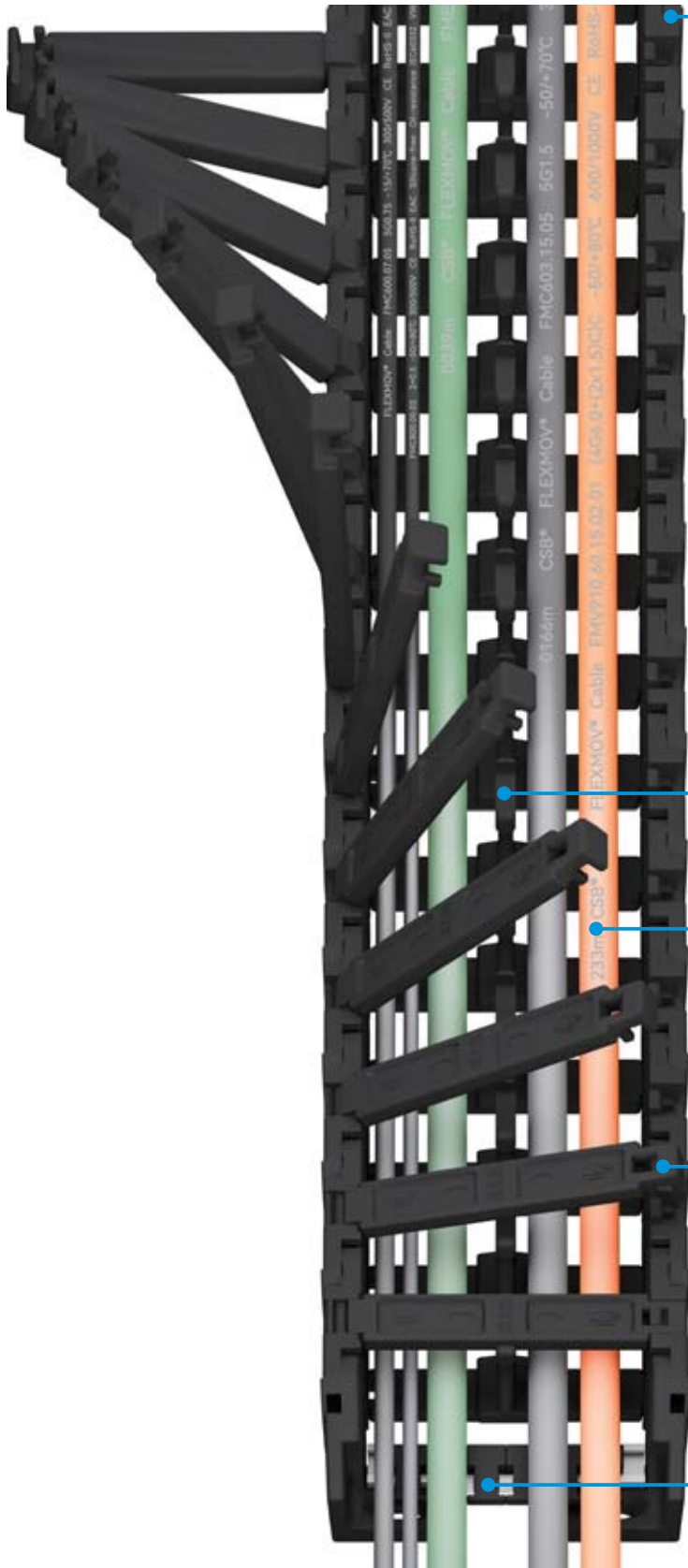
DURAMOV®

www.csb-ep.com  
sales@csb-ep.com

电话: 0573 84186133/84185527  
Tel: 0086 573 84187009

# DURAMOV® Plastic Cable Carriers

## DURAMOV® 塑料电缆拖链



DURAMOV® 电缆拖链采用高强度耐磨材料制成  
DURAMOV® cable carriers are made of high-strength and wear-resistant materials

C01微型电缆拖链  
Micro cable carriers

C11易填充微型电缆拖链  
Open design micro cable carriers

C21可打开微型电缆拖链  
Openable design micro cable carriers

C31微型可打开电缆拖链  
Openable design micro cable carriers

C04静音型电缆拖链

Quiet micro cable carriers

C02通用型电缆拖链  
Universal cable carriers

C03重载型电缆拖链  
High load cable carriers

EDS9抗静电材料作为可选  
Anti-static material is available for cable carriers

分隔片  
Strain relief separators

FLEXMOV®  
高柔性电缆  
Flexible cables

高强度与稳定性连接设计  
High strength and stability connection design

消除应力元件  
Strain relief elements



■ 电缆拖链应用案例 Plastic cable carriers applications



C03电缆拖链用于保护长行程机器人电缆  
C03 cable carriers protects long-stroke robot cables

DURAMOV® Application

www.csb-ep.com  
sales@csb-ep.com

电话: 0573 84186133/84185527  
Tel: 0086 573 84187009

# DURAMOV® Plastic Cable Carriers

## DURAMOV® 塑料电缆拖链

### ■ 电缆拖链应用案例 Plastic cable carriers applications

DURAMOV® Application

www.csb-ep.com  
sales@csb-ep.com

电话: 0573 84186133/84185527  
Tel: 0086 573 84187009



CNC加工中心  
Machining center



机械手  
Robot



自动化设备  
Auto machine



塑料膜生产线  
Plastic film production line



水刀切割机  
Waterjet cutting machine



二氧化碳切割设备  
CO<sub>2</sub> cutting machine



激光切割设备  
Laser cutting equipment



玻璃钢管缠绕机  
Filament-wound machine

DURAMOV® Application















www.csb-ep.com  
sales@csb-ep.com

电话: 0573 84186133/84185527  
Tel: 0086 573 84187009

# DURAMOV® Plastic Cable Carriers

## DURAMOV® 塑料电缆拖链

### DURAMOV® 电缆拖链参数 Cable carriers

系列 Series	开启原理 Opening principle	内高 Hi Inner height [mm]	最大电缆 外径 Max. cable outer diameter [mm]	内宽 Bi Inner width [mm]	外高 Ha Outer height [mm]	外宽 Ba Outer width [mm]	弯曲半径 R Bend radius [mm]	节距 T Link pitch [mm]
<b>C01 微型电缆拖链 Micro cable carriers, Closed design</b>								
沿拖链外侧横杆不可打开 For the smallest applications. One-piece, non-openable								
		07	8	7-30	10	12-35	15-48	16.7
		10	8	10-30	12	14-34	18-38	20
		15	12	16-50	19.3	24.2-58.2	25-48	20
<b>C11 易填充微型电缆拖链 Micro cable carriers, Opening design</b>								
易填充电缆线，内侧横杆为分离式设计 Fill the cable quickly and easily; Split crossbar along the inner radius								
		05	3	5-10	8	8.7-13.7	10-18	10
		07	4.5	7-30	10	12-35	15-48	16.7
		10	6.5	10-20	15	16.5-26.5	18-38	20
<b>C21 可打开微型电缆拖链 Micro cable carriers, Openable along the outer radius</b>								
沿拖链外侧方向打开 Fill the cable quickly and easily; Openable along the outer radius								
		15	12	16-40	19.3	24.2-48.2	28-48	20
		20	16	25-50	25	36-61	28-48	30.5
<b>C31 微型可打开电缆拖链 Micro cable carriers, openable along one side</b>								
两片式设计，可沿内侧或外侧打开 Two-pieces design, Openable along the outer radius or inner radius								
		10	8	10-30	15	17.4-37.4	18-38	20
		15	12.5	16-50	19.5	23.8-57.8	28-48	20
		20	16	25-50	25	36-61	28-48	30.5
<b>C02 通用型电缆拖链 Universal cable carriers</b>								
沿拖链内外侧方向可打开 For almost any application. Crossbars removable along the inner and outer radius								
		18	16	38-125	28	54-141	38-150	40
		25	23	38-125	35	54-141	55-250	46
		35	32	50-150	50	66-194	63-250	56
		45	42	75-175	64	95-270	75-300	67
<b>C03 重载型电缆拖链 High load cable carriers</b>								
每节带横杆 - 加强型 Strong carrier with crossbars every link								
		32	28	50-200	54	73-223	63-300	56
		42	38	50-200	64	76-226	75-350	67
		56	50	100-300	84	134-334	135-400	91
		80	72	100-300	108	148-298	150-500	111
<b>C04 静音型电缆拖链 Quiet cable carriers, light and cleanroom suitable</b>								
特殊结构与小节距设计静音无尘运行 Special design and small pitch for quite and cleanroom, Openable along the inner and outer radius								
		28	25	30-60	35	46-76	55-150	22


- 不适用 Inapplicable    ○ 可选配 Optional    ● 标准 standard    ■ 特别适合 Especially suitable

最大架空负载 Unsupported fill weight max. [kg/m]	最大架空长度 Unsupported length max. [m]	最大拖行长度 Long travel max. [m]	内部分隔 Internal divider		防爆/防静电 ATEX/ESD	无尘室 Cleanroom	阻燃等级 UL94	低噪音 Low noise	页码 Page
			竖分隔片 Vertical separators	横分隔片 Horizontal separators					
0.37	≤ 0.5	-	-	-	○	●	HB	●	P24
0.37	≤ 0.5	-	-	-	○	●	HB	●	P26
0.75	≤ 0.7	-	-	-	○	●	HB	●	P28
0.25	≤ 0.3	-	-	-	-	●	V2	●	P32
0.37	≤ 0.5	-	-	-	-	●	V2	●	P34
0.37	≤ 0.5	-	-	-	-	●	V2	●	P36
0.50	≤ 0.7	-	-	-	○	-	HB	●	P40
0.50	≤ 0.7	-	-	-	○	-	HB	●	P42
0.50	≤ 0.7	-	-	-	○	-	HB	●	P46
0.65	≤ 1.0	-	-	-	○	-	HB	●	P48
0.65	≤ 1.0	-	-	-	○	-	HB	●	P50
5	≤ 1.8	-	○	○	○	-	HB	-	P54
5	≤ 2.4	-	○	○	○	-	HB	-	P57
8	≤ 2.8	-	○	○	○	-	HB	-	P60
13	≤ 3.7	-	○	○	○	-	HB	-	P63
15	≤ 3.0	200	○	○	○	-	HB	-	P68
38	≤ 4.2	300	○	○	○	-	HB	-	P71
75	≤ 5.0	400	○	○	○	-	HB	-	P74
75	≤ 5.8	400	○	○	○	-	HB	-	P77
3	≤ 1.0	-	○	-	-	●	HB	■	P82

# DURAMOV® Plastic Cable Carriers

## DURAMOV® 塑料电缆拖链

### DURAMOV® 导向槽 Guide troughs

系列 Series	适配电缆拖链 Cable carriers	侧板 Trough side parts	支架 Clamping brackets	滑条 Glide bars	C型槽 C-profile	页码 Page
<b>钢制导向槽 Steel guide troughs</b>						
可选用镀锌钢和不锈钢 Available in galvanised steel and stainless steel						
	DURAMOV® C02 and C03	标准长度 Standard length: 2m section	标准件 Standard parts	标准长度 Standard length: 2m section	长度根据 The length according to Lc	<b>P84</b>

### DURAMOV® 电缆拖链附件参数 Accessories

<b>分隔片 Strain relief separators</b>						
将链内空间按需要分隔开电缆、油管、气管等起到保护作用 The separator separates inside space of the carrier to protect cables, oil hoses, gas hoses, etc.						
	C02竖分隔片 Vertical separators	<b>P88</b>		C03竖分隔片 Vertical separators	<b>P89</b>	
	C04竖分隔片 Vertical separators	<b>P90</b>		横分隔片 Horizontal separators	<b>P92</b>	
<b>应力件 Strain relief elements</b>						
	C02 C型支架 C-profile supporter 安装在拖链接头内部 Mounted on the inside of the carrier brackets	<b>P94</b>		C02消除应力元件 Tiewrap elements 配合C型槽与扎带使用 Used with C-profile supporter and tiewraps	<b>P96</b>	
	C03 C型支架 C-profile supporter 可选安装在拖链接头内部或外部 Mounted on the inside or outside of the carrier brackets	<b>P95</b>		C03消除应力元件 Tiewrap elements 配合C型槽与扎带使用 Used with C-profile supporter and tiewraps	<b>P96</b>	
<b>滑行垫 Sliding pads for cable carriers</b>			<b>电缆夹 Cable clamp</b>			
	C03滑行垫 Sliding pads for cable carriers 用于C03塑料电缆拖链长行程保护 Used for C03 cable carriers long stroke protection	<b>P91</b>		电缆夹 Cable clamp 多层可选，配合C型槽用于固定电缆 Multi-layer available, Used to fix cables with C-profile supporter	<b>P97</b>	

**DURAMOV® 波纹管 Bellows**

系列 Series	类型 Type	内径 Bi Inner diameter [mm]	外径 Ba Outer diameter [mm]	弯曲半径 R Bend radius [mm]	架空长度 Unsupported length [m]	页码 Page
<b>BL01 波纹管电缆拖链 Quiet and cleanroom cable carriers</b>						
用于多种场合保护电缆并可实现柔性运动 Used to protect cables in mutiple applications and flexible movement						
	封闭 Close	10-48	13-54.5	20-90	≤0.3	<b>P99</b>
	开口 Open	10-48	13-54.5	20-90	≤0.3	<b>P99</b>
<b>BL02 波纹管电缆拖链 Quiet and cleanroom cable carriers</b>						
用于多种场合保护电缆并可实现柔性运动 Used to protect cables in mutiple applications and flexible movement						
	封闭 Close	10-48	13-54.5	20-90	≤0.3	<b>P100</b>
	开口 Open	10-48	13-54.5	20-90	≤0.3	<b>P100</b>
<b>波纹管附件 Accessories</b>						
	支架 Brackets 用于长行程支撑波纹管 Used to support bellows in long-travall applications	<b>P101</b>		快速接头 Quick connectors 快速连接无需工具 Quickly connected without tools	<b>P102</b>	
	防水接头 Water-proof connectors 用于潮湿或液体飞溅环境 Used for wet or liquids environment	<b>P103</b>		直角接头 Right-angle connectors 用于需要直角转向应用 Used for right-angle applications	<b>P104</b>	

# DURAMOV® Plastic Cable Carriers

## DURAMOV® 塑料电缆拖链

### 技术参数说明 Technical description

#### 应用图标 Application icons



短程架空  
Unsupported



竖直悬挂  
Vertical hanging



竖直站立  
Vertical standing



侧向安装  
Side-mounted



水平+竖直  
Horizontal and vertical



嵌套叠加  
Nested



并行排列  
Side by side

#### 代码含义 Abbreviations and description

$\Delta M$	= 偏移中心点的距离 Deviation of the center point	[mm]
AR	= 拖链外弯曲半径 Outer radius	[mm]
Ba	= 拖链外宽 Outer width	[mm]
Bi	= 拖链内宽 Inner width	[mm]
D	= 拖链退回极限位置时的距离 Over-length radius in final position	[mm]
$FL_B$	= 安全塌腰架空 Unsupported length with sag	[m]
$FL_G$	= 直线架空 Unsupported straight length	[m]
$FL_U$	= 下部无支撑架空 Unsupported lower run	[m]
$FZ_{Max}$	= 最大额外负载 Maximum fill weight	[kg/m]
H	= 理论安装高度 Nominal clearance height	[mm]
Ha	= 拖链外高 Outer carrier height	[mm]
$H_F$	= 实际安装高 Required clearance height	[mm]
$H_i$	= 拖链内高 inner height	[mm]
K	= 弯曲半径余量 Add-on for bend radius	[mm]
n	= 节数 Quantity of links	[Pcs]
R	= 弯曲半径 Bend radius	[mm]
S	= 行程 Length of travel	[mm]
$S/2$	= 半程 Half length of travel	[mm]
T	= 节距 Carrier link pitch	[mm]

#### 计算公式 Calculation formula

$K = \pi \times R + (2 \times T)$	弯曲半径余量 Add-on for bend radius
$L_k = S/2 + \Delta M + K$	拖链长度计算, 适用于固定端不在行程中央 ( $FL_G$ , $FL_B$ 和 $\Delta M$ ) 的应用 Carrier length, fixed end is outside the center of travel ( $FL_G$ , $FL_B$ and $\Delta M$ )
$L_k = S/2 + K$	拖链长度计算, 适用于除旋转运动及长行程外, 所有固定端位于行程中央的应用 Carrier length, for all types of applications, fixed end in the center of travel, except circular movements and most long travels
$L_k = S/2 + K_2$	拖链长度计算, 适用于长行程, 固定端位于行程中央的应用 Carrier length for long travels, fixed end in the center of travel



## ■ 拖链长度计算 Calculation of the carrier length

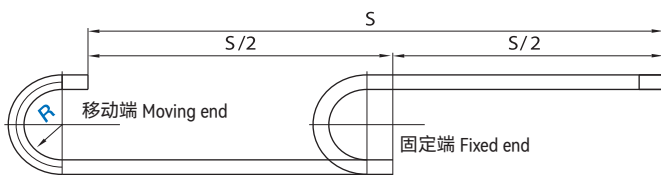
### 固定端在行程中心为更佳解决方案

The fixed end in the center of the travel is the most cost-effective solution

如果拖链固定端位于行程中央，则拖链长度等于行程一半加上 K 值（K 值可在样本的表格中查询）。固定端位于行程中央也是经济型的一种安装方法，拖链，电缆及管线的长度可以节省。

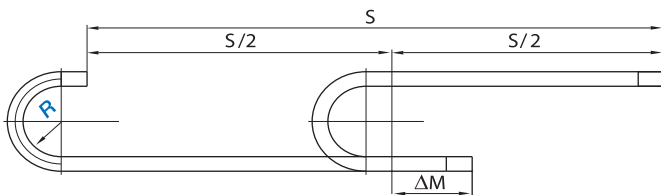
The carrier length  $L_k$  is calculated by using half the length of travel and adding the value K if the fixed end of the carrier is located in the center of the travel. You can get the value K from the size table in every series carrier. It is the most cost-effective solution if Placing the fixed end in the center of the travel, Because it requires the shortest carrier, cables and hoses.

$L_k = S/2 + K$  公式适用于所有固定端位于行程中央的应用。但旋转运动及长行程运动除外。  
This formula is generally valid for all types of applications if the fixed end is in the center of the travel. Exceptions: circular movements and most long travels.



$L_k$  = 拖链长度 Carrier length  
S = 行程 Length of travel  
R = 弯曲半径 Bend radius  
 $\Delta M$  = 偏移中心点的距离 Deviation of the centre point  
 $K = \pi \times R + (2 \times T)$   
T = 节距 Carrier link pitch

$L_k = S/2 + \Delta M + K$  公式适用于所有固定端不在行程中央的应用。  
This formula is valid if the fixed end is outside the center of the travel.

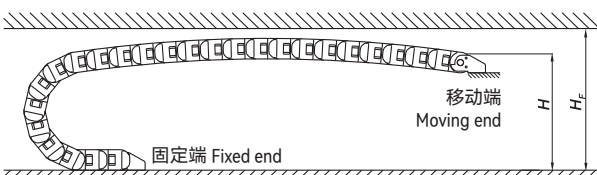


弯曲半径余量（K 值可在每个系列对应的表格中查询）  
(K is taken from the data tables of the individual series)

## ■ 预应力 Camber

预应力指的是拖链运行时上部的上拱度。所有 DURAMOV® 拖链都带有预应力，无预应力的产品可按要求提供。预应力可以延长使用寿命，增加架空长度。在所有拖链的安装尺寸描述中你都可以找到一个  $H_f$  值。这就是在考虑预应力的情况下实际安装高度。但空间受限时，我们可以按要求提供无预应力的拖链。但这类产品的承载力也与标准产品不同。

The largest possible unsupported length is influenced by the design, material and camber. Camber is the curve of the upper run along its unsupported length. All DURAMOV® carriers are manufactured with camber. In the Installation dimensions section of each respective carrier description, you will find the measurement  $H_f$ , which specifies the necessary clearance height, taking the camber into account. The camber allows for longer unsupported lengths and increases service life and operating safety. Upon request, we can deliver carriers without camber for restricted space applications - however, these no camber carriers do not have the same load-bearing capacity.



拖链预应力原理， $H_f$  = 实际安装高度  
Principle of camber for DURAMOV® carriers  $H_f$  = required installation height

H = 理论安装高度 Nominal clearance height  
 $H_f$  = 实际安装高度 Required clearance height

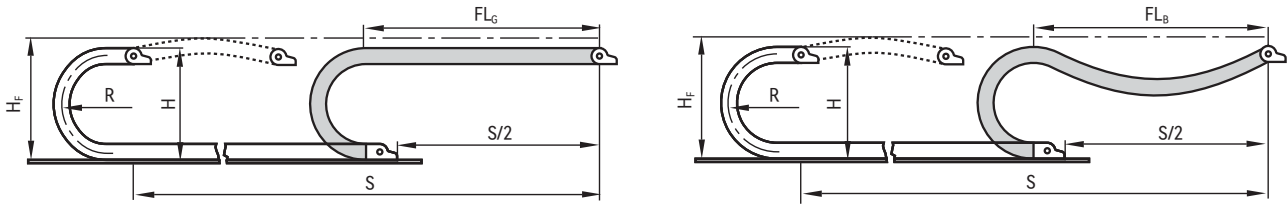
实际安装高度 - 取决于不同拖链的预应力。请查每一个产品页中查询此参数。

The necessary clearance height depends on the camber of the carrier. Find values for the necessary clearance height  $H_f$  on each product page.

# DURAMOV® Plastic Cable Carriers

## DURAMOV® 塑料电缆拖链

### 架空 | 短行程 Unsupported | Short travels



FL<sub>G</sub>的应用可以达到最长的使用寿命，最大的速度及加速度。

The FL<sub>G</sub> type of installation always generates the longest service life and can be operated with the max. values for speed and acceleration.

#### ■ 架空应用 Unsupported applications

如果在整个行程中拖链的上部未接触下部。这种情况我们称之为架空。移动端到拖链弯曲半径圆弧的距离称之为架空长度。架空是更常用的应用。拖链非常适用高要求长使用寿命的场合。架空长度取决于拖链或拖管的类型以及内部负载。

If the upper run of the carrier operates without touching the lower run over the entire travel, it is called an unsupported application. The distance between moving end and the beginning of the radius curve of the is called the unsupported length. The unsupported application is the most common. DURAMOV® carriers are very well suited for high dynamics and long service life. The maximum unsupported length depends on the fill weight and the type of carrier or tube. As a result, we differentiate among three types of unsupported length.

#### 01) FL<sub>G</sub>—直线架空 Unsupported with straight upper run FL<sub>G</sub>

FL<sub>G</sub>是指拖链运行时上部有上拱，呈直线或者有10-50mm的塌腰。FL<sub>G</sub>使用是推荐的应用。拖链在这种情况下运行噪音更低，而且磨损更小。

The carrier is unsupported FL<sub>G</sub> when the upper run still has camber, is straight or has a maximum sag of 1/2 of the carrier link height. Installing the carrier in FL<sub>G</sub> is always recommended. The runs smoothly without additional vibration.



#### 02) FL<sub>B</sub>—安全塌腰架空 Unsupported with permitted sag FL<sub>B</sub>

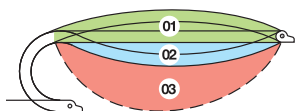
FL<sub>B</sub>拖链运行时有大于10-50mm（根据不同拖链大小）的塌腰但又小于最大塌腰的状态。FL<sub>B</sub>应用在许多情况下是允许使用的，但当频率或加速度较大时很容易产生问题。

The carrier is unsupported FL<sub>B</sub> when the sag is more than 1/2 Carrier link height and less than the smallest available radius of this DURAMOV® series. In most applications the can be used unsupported FL<sub>B</sub> without any problems. There are restrictions concerning the maximum speed and acceleration.

#### 03) 危险塌腰 Critical sag

如果塌腰大于FL<sub>B</sub>，则我们称之为危险塌腰。这种安装需要避免或者要有特殊的条件限定。当长时间后拖链或者拖管出现了危险塌腰，则表示需要更换。如果您的应用需要危险塌腰。

When the sag of the carrier is higher than allowed for FL<sub>B</sub>, it is in critical sag. Using an carrier in critical sag should be avoided or solved with special solutions. An carrier should never be installed with critical sag. Applications may reach critical sag after long service times. The carrier or tube should be replaced in these cases.



01) FL<sub>G</sub>—直接架空 Unsupported with straight upper run FL<sub>G</sub>

02) FL<sub>B</sub>—安全塌腰架空 Unsupported with permitted sag FL<sub>B</sub>

03) 危险塌腰 Critical sag

## 应用 | 垂直悬挂 Vertical hanging | Application

### ■ 垂直，悬挂应用 Vertical, hanging applications

根据悬挂应用的原理，拖链可达到100米高度。使用内部分隔片的拖链能够在同一系统中安装不同的管线，而且不会相互缠绕。对于悬挂使用，我们推荐采用固定式接头。

For hanging applications, heights of over 100m are possible with DURAMOV®. Particularly in the area of material flow technology, the carrier enables a bundled supply of a wide variety of cable types. The use of an carrier ensures that individual cables are not entangled in parts of shelves or protruding pallets. We recommend locking mounting brackets for vertical hanging applications.

### ■ 电缆及介质管 Cables and hoses

在垂直悬挂应用中有两个重要因素，即管线在拖链中的铺设方式以及在端点的固定方式：所有电缆及介质管都必须悬挂，以便承受自重。拖链只是起规范管线作用，而不承受任何附加张力。内部分隔片可用于明确分隔所有电缆及介质管。电缆及介质管必须可靠的固定在拖链的两端。这些设计的首先必须保证电缆能够自由移动，并承受自重。

Two important factors in vertical hanging applications are how the cables and hoses lay in the carriers and how they are secured at the end points: all cables and hoses must be hung so that they bear their own weight. The carrier fulfils the function of orderly conduit bundling only and should not absorb any further tensile forces. The carrier interior separation elements should be used for distinct division of all cables and hoses. The cables and hoses must be secured carefully to both end points of the carrier. The strain relief must be designed so that the opposite run cannot catch. Safe strain relief and clear separation of the cables and hoses are the basic prerequisites for hanging installations. Cables must be able to move freely and bear their own weight.

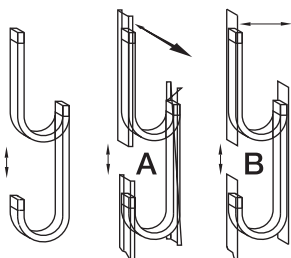


DURAMOV® 拖链悬挂应用  
Hanging applications DURAMOV®

### ■ 存在横向加速度的垂直运动 Vertical motion with lateral acceleration

如果存在横向加速度，则大多数拖链必须安装挡板。左图即显示了这个原理。也可部分安装挡板，但是它必须至少覆盖拖链可能摇摆处。如果可以选择，应优先考虑图A方案。拖链侧面的附加导向装置有助于进一步的稳定拖链。

If the application has a purely vertical movement without lateral acceleration, a lateral support is not necessary. If lateral acceleration occurs, lateral guidance of the carrier must be provided in most cases. The diagram shows the principle of such guidance. Partial guidance is also an option however, it must at least cover the area in which the carrier may sway. Lateral acceleration can occur in two directions. The lateral guidance must be installed accordingly. If you have a choice, the layout in figure A is preferred. The lateral acceleration then acts transversely to the carrier, where it is more stable. When using a guide, an carrier with camber should be selected. This ensures that the carrier is pressed into the trough.



在大多数情况下，垂直运动不要求采用横向导向装置

In most cases, vertical motion applications do not require lateral guidance

两个方向都可能存在横向加速度时必须提供导向

Lateral acceleration can occur in two directions. Guidance is necessary

# DURAMOV® Plastic Cable Carriers

## DURAMOV® 塑料电缆拖链

### 应用 | 垂直站立 Vertical standing | Application

#### ■ 垂直-站立应用 Vertical standing applications

站立使用广泛应用于各种机器设备中，以引导电缆沿垂直直线方向运动。

Standing applications are standard on many machines and plants. Cables will be guided safely in vertical strokes.

#### ■ 接头 Mounting brackets

必须使用接头，以确保拖链正常运行。我们强烈推荐使用固定式接头，因为这种接头能够与机器平齐连接。

The mounting brackets must be attached so that the carrier cannot bow outwards. Locking mounting brackets are highly recommended because they can be attached flush to the machine.

#### ■ 电缆及介质管 Cables and hoses

电缆及介质管必须铺设在拖链中，以便自由弯曲。为了精确引导电缆及介质管，我们强烈推荐使用内部分隔片模块。电缆必须在拖链两端用去应力元件固定。

Cables and hoses must be laid in the carrier so that they can bend freely and bear their own weight. For precise guidance of the cables and hoses, we strongly recommend interior separation elements. Cables must be strain relieved at both ends.

#### ■ 横向加速度 Lateral acceleration

如果存在横向加速度，拖链应沿着外半径方向提供支撑。对于更高的拖链高度，通常建议至少沿着外半径方向支撑三个链节。如果高度及重量达到最大值，通常必须支撑整个拖链。由于重量、行程高度、拖链类型及弯曲半径存在各种组合方式。我们建议您和我们联系。

If lateral acceleration occurs, the carrier should, in most cases, be supported along the outer radius. For higher carrier heights, it is generally recommended that at least the first three links on the outer radius be supported. For maximum heights and weights, the whole distance must often be supported. Due to the wide variety of combinations involving fill weights, stroke heights, carrier types and bend radius, we recommend you contact with us.


#### ■ 组合运动 Combined motion

拖链可实现垂直与水平方向的组合运动，以节省成本。

Combined vertical and horizontal movements are possible with DURAMOV® carriers for a cost-saving solution.



固定式接头  
Locking mounting brackets



站立应用选项：右侧配有U型档板 - 左侧

Options for a standing application with support of the first carrierlinks: on the right, with U-shaped guidance - on the left, with the support of the first carrier links

## 应用 | 侧倒安装 Side-mounted | Application

### ■ 侧向安装拖链 Side-mounted Carriers

拖链侧向安装时架空长度有限。这种情况下的“架空长度”取决于下列几个因素：

DURAMOV® carriers placed on their side can be used unsupported to a limited extent. The turned unsupported length in this case is dependent on the following factors:

1. 负载 Fill weight
  2. 拖链宽度 Width of the carrier
  3. 弯曲半径 Bend radius
  4. 平行布置 Parallel placement
- 对于侧向安装使用，我们建议使用固定式接头

We recommend locking mounting brackets for sidemounted applications



侧向架空安装拖链，一侧带支撑  
The lying carrier, one side of the chain is supported

拖链负载越大，架空长度越短。如果侧向安装，则拖链宽度即为高度。由于“高度”增加，拖链系统的稳定性相应得到提高。较小的弯曲半径可进一步提高稳定性。如果在两条拖链的平行运动中增加第二轴附加运动，会使架空长度缩短。对于负载较低的应用，使用标准接头即可。但是，如果负载较高，行程较长，则拖链必须配有整体或部分支撑。由于应用可能性多种多样。

The greater the fill weight of the carrier, the shorter the available unsupported length. When placed on its side, the carrier width, in effect, becomes the height. As this height increases, the carrier becomes proportionally more stable. If further movement in a second axis is added to the parallel motion of two carriers, the unsupported length is impaired. For applications with low fill weight, the standard mounting carrier is supported brackets are adequate. If, however, the fill weight is high and the travels are long, the carrier must then be supported either in whole or in part. Due to the variety of application possibilities, we strongly recommend you make use of our consulting services.

如果安装高度有限，强烈推荐采用侧向安装拖链

Side-mounted carriers are strongly recommended if the installation height is restricted

根据客户要求，可提供侧向安装架空长度标准值，架空长度可通过支撑接头旁的链节得以延伸

Standard values for unsupported lengths, side-mounted, upon request. The unsupported lengths can be extended by supporting the links next to the mounting brackets

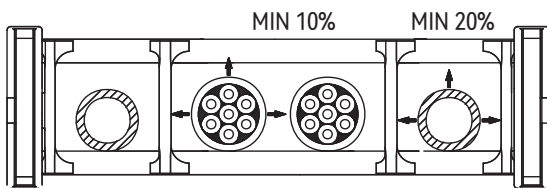
# DURAMOV® Plastic Cable Carriers

## DURAMOV® 塑料电缆拖链

### 电缆或者软管在拖链中的布置 Distribution rules | Cables and hoses

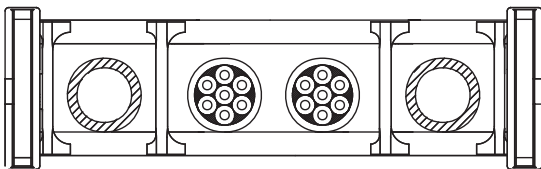
为了保证拖链的功能正常并且为了避免其中的电缆或者软管遭到损伤，在布置电缆或者软管时必须遵守某些原则：

In order to ensure that the carrier is functioning properly and to avoid damage to the cables or hoses, the following principles must be observed when laying cables or hoses:



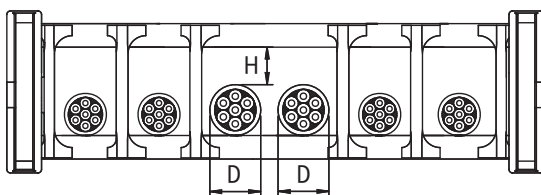
电缆与周围空间及其他电缆之间要留出至少10%电缆直径的距离，液压管线至少要留出20%。

This minimum clearance would be 10% for electrical round cables, 20% for hydraulic hoses.



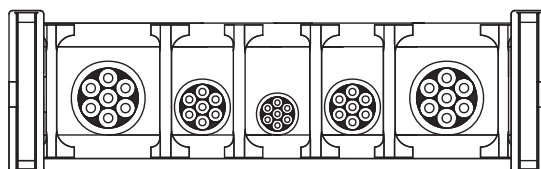
为了减少可能存在的摩擦，避免电缆或者软管等具有不同外皮材质的管线放置在一起。（例如，电缆与液压管线）

In order to reduce the possible friction, avoid pipes with different skin materials such as cables or hoses. (eg: cable and hydraulic hoses)



在有多根电缆和软管的应用中，为了避免它们之间的相互摩擦，最好将它们放置在适当的独立空间内并且用隔片将它们相互分隔。如果没有条件实现，则要确保它们之间留有足够的空间以免发生相互摩擦 ( $H < D$ )。

In applications where multiple cables and hoses are used, in order to avoid mutual friction between them, it is preferable to place them in a suitable separate space and separate them from each other with a spacer. If there are no conditions to achieve, make sure there is enough space between them to avoid mutual friction ( $H < D$ ).



布置电缆或者软管的时候要根据它们的直径和重量以对称的方式进行布置，最大和最重的电缆放置在截面的最外侧，小的和轻的电缆放在内侧。

The cables or hoses are laid in a symmetrical manner according to their diameter and weight. The largest and heaviest cables are placed on the outside of the section and the small and light cables are placed on the inside.

**材料技术参数 Material properties data**

项目 Item	标准 Method	单位 Unit	M163	M107	ESD9
颜色 Color			黑色 Black	黑色 Black	黑色 Black
密度 Density	ISO1183	g/cm <sup>3</sup>	1.37	1.14	1.2
RH50/23°C时的吸湿性 Max. moisture absorption at +23°C /RH50%	ISO 62	%	1.8	3.4	1.9
最大吸水率 Maximum water absorption	ISO 62	%	6.4	7.6	7.3
屈服应力[干/湿] Yield stress [dry/wet]	ISO 527	MPa	190/130	80/40	150/100
断裂伸长率[干/湿] Elongation at break [dry/wet]	ISO 527	%	2.8/6	40/>50	2.5/4.5
拉伸模量[干/湿] Tensile modulus [dry/wet]	ISO 527	MPa	11000/7250	3200/1000	11500/7500
弯曲模量[干/湿] Flexural modulus [dry/wet]	ISO 178	MPa	9800/7000	2800/900	8900/6300
弯曲强度 Flexural strength [dry/wet]	ISO 178	MPa	250/155	105/35	230
邵氏硬度 Shore hardness	ISO 868	D	79	79	83
连续工作温度 Continuous work temperature		°C	-40/+120	-40/+80	-40/+80
短时运行温度 Short-time work temperature		°C	-40/+180	-40/+170	-40/+150
体电阻率 Volume resistivity	IEC60093	Ω·cm	>10 <sup>11</sup>	>10 <sup>11</sup>	<10 <sup>9</sup>
面电阻率 Surface resistivity	IEC60093	Ω	>10 <sup>11</sup>	>10 <sup>11</sup>	<10 <sup>9</sup>
阻燃性能 Flammability	UL94	Class	HB	V2	HB
无硅 Silicone-free			+	+	+
无卤 Halogen-free			+	+	+
2002/95/EG(RoHS)			+	+	+

**化学抗性表 Chemical resistance**

介质 Medium	含量 Concentration % weight	M163	M107	ESD9	介质 Medium	含量 Concentration % weight	M163	M107	ESD9
醋酸 Acetic acid	2	++	++	++	汞 Mercury		++	++	++
丙酮 Acetone	100	++	++	++	乙酸甲酯 Methyl acetate	100	++	++	++
氨 (溶液) Ammonia (aqueous)	10	++	++	++	牛奶 Milk		++	++	++
苯类 Benzene	100	++	++	++	矿物油 Mineral oil		++	++	++
沥青 Bitumen	100	+	+	+	烹饪用油 Oil, cooking		++	++	++
硼酸 (溶液) Boric acid (aqueous)	10	++	++	++	润滑油 Oil, lubricating oil		++	++	++
丁酸 Butyric acid	100	+	+	+	油酸 Oleic acid	100	++	++	++
氯化钙 (溶液) Calcium chloride (aqueous)	Sat. aq. sol.	++	++	++	石蜡油 Paraffin oil		++	++	++
苛性钾 Caustic potash	10	++	++	++	四氯乙烯 Perchloroethylene	100	++	++	++
氯化烃 Chlorinated hydrocarbons		++	++	++	聚酯树脂 (含苯乙烯) Polyester resins (with styrene)		++	++	++
氯水 Chlorine water	Sat. aq. sol.	-	-	-	碳酸钾 (溶液) Potassium carbonate (aqueous)	60	++	++	++
铬酸 (溶液) Chromic acid (aqueous)	1	+	+	+	硫酸钾 (溶液) Potassium sulphate (aqueous)	100	++	++	++
颜色 Colour		++	++	++	丙烷气 Propane gas		++	++	++
柴油 Diesel oil	100	++	++	++	碳酸钠 (溶液) Sodium carbonate (aqueous)	50	++	++	++
烹饪用脂肪 Fats, cooking fat		++	++	++	酒石酸 Tartaric acid		+	+	+
氟化烃 Fluorinated hydrocarbons		++	++	++	凡士林 Vaseline		++	++	++
甲醛 (溶液) Formaldehyde (aqueous)	30	+	+	+	硫酸锌 (溶液) Zinc sulphate (aqueous)	10	++	++	++
甲酸 (溶液) Formic acid (aqueous)	2	+	+	+			++	完全抵抗 Resistant	
汽油 Gasoline	100	++	++	++			+	有条件抵抗 Conditionally resistant	
液压油 Hydraulic oils		++	++	++			-	无抵抗 Non-resistant	
盐酸 Hydrochloric acid	PH2	+	+	+			Sat. aq. sol.	饱和水溶液 Saturated aqueous solution	
盐酸 Hydrochloric acid	2	+	+	+					
盐酸 Hydrochloric acid	10	-	-	-					
油墨 Ink, printing ink		++	++	++					

# DURAMOV® Plastic Cable Carriers

DURAMOV® 塑料电缆拖链

## C01 微型电缆拖链 Micro cable carriers

C01微型电缆拖链体积小，基于一片式设计重量轻特别适用于高速运动。C01微型电缆拖链适用于狭小安装空间，多种尺寸规格可选。

C01 micro cable carriers are very small, one piece carriers with low weight, making them ideal for highly dynamic applications. C01 micro cable carriers are optimal for the smallest installation spaces, and are available in many versions.



一片式设计不可打开  
One-piece design, non-openable



阻燃等级 Flammability Class  
UL94 HB



符合CE 标准 certification



RoHS认证 certification



低噪音 Low-noise



根据需求提供ESD抗静电荷/防爆版拖链C01E  
Electrically conductive ESD/ATEX version C01E upon request

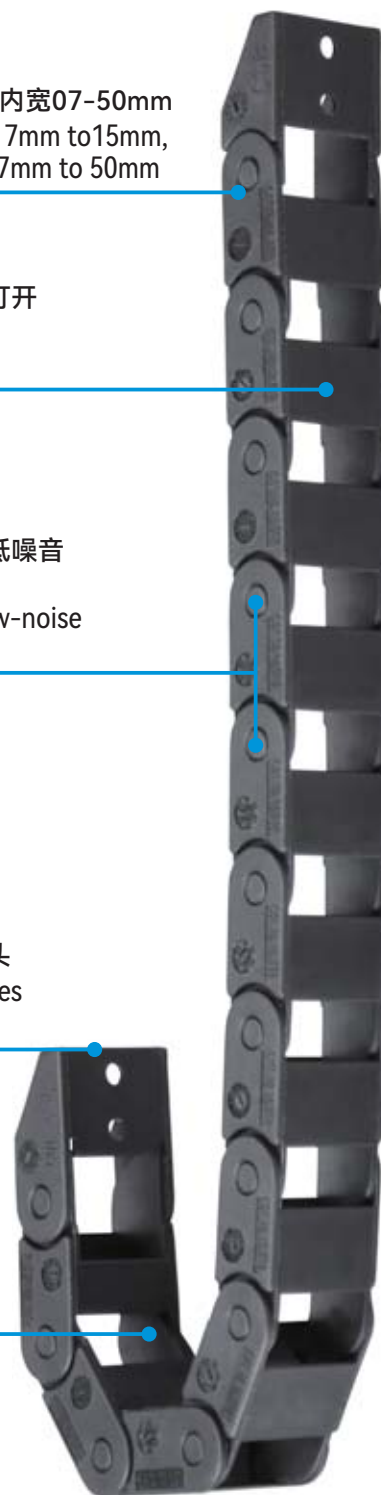
内高07-15mm，内宽07-50mm  
Inner height from 7mm to15mm,  
Inner width from 7mm to 50mm

一片式设计不可打开  
One-piece design  
Non-openable

小节距设计实现低噪音  
顺畅运行  
Small pitch for low-noise  
Smooth running

可选带梳妆板接头  
With tiewrap plates  
are available

极小转弯半径  
Smallest bend  
radius



C01




DURAMOV®

www.csb-ep.com  
sales@csb-ep.com

电话: 0573 84186133/84185527  
Tel: 0086 573 84187009



## 标准尺寸 Standard dimensions

微型电缆拖链 Micro cable carriers	产品编码 Part No.	内宽 Bi	外宽 Ba	内高 Hi	外高 Ha	弯曲半径 R	架空长度	页码
		Inner width [mm]	Outer width [mm]	Inner height [mm]	Outer height [mm]	Bend radius [mm]	Unsupported length [m]	Page
	C01.07	7-30	12-35	7	10	15-48	≤0.5	P24
	C01.10	10-30	14-34	10	12	18-38	≤0.5	P26
	C01.15	16-50	24.2-58.2	15	19.3	25-48	≤0.7	P28

## 安装说明 Installation



扭转并卡合  
Twist and click



扭转并分开  
Twist and divide

## 典型适用行业和应用 Typical Applicable Industries and Applications

- 车辆制造
- 自动门
- 测量机
- 电子设备
- 拾放机器人
- 医疗行业
- 打印机和绘图仪
- 半导体机器
- Vehicle construction
- Automatic doors
- Measuring machines
- Electric equipment
- Pick & place robots
- Medical industries
- Printer and plotter
- Semi-conductor machines

# DURAMOV® Plastic Cable Carriers

## DURAMOV® 塑料电缆拖链

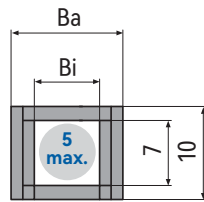
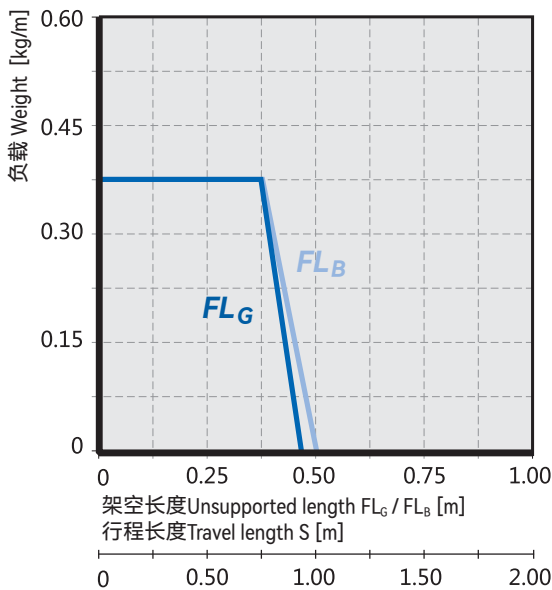
### C01.07 微型电缆拖链 Micro cable carriers



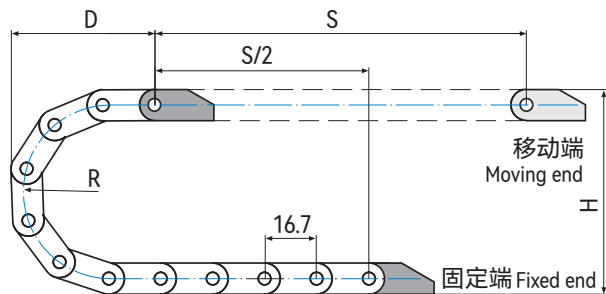
### 标准尺寸 Standard dimensions

产品编码 Part No.	内宽 Bi Inner width [mm]	外宽 Ba Outer width [mm]	内高 Hi Inner height [mm]	外高 Ha Outer height [mm]	弯曲半径 R Bend radius [mm]			重量 Weight [kg/m]		
C01.07.07	7	12	7	10	015	018	028	038	048	0.07
C01.07.10	10	15	7	10	015	018	028	038	048	0.08
C01.07.16	16	21	7	10	015	018	028	038	048	0.09
C01.07.20	20	25	7	10	015	018	028	038	048	0.10
C01.07.30	30	35	7	10	015	018	028	038	048	0.11

### 安装尺寸 Installation dimensions



内高 Inner height Bi: 7mm  
 节距 Link pitch T: 16.7mm  
 链节数 Link quantity: 60pcs/m  
 安装高度 Clearance height H<sub>F</sub>: H+10mm  
 拖链长度 Carrier length: S/2+K



\*如果安装空间受到限制请咨询CSB®. Please consult CSB® if space is particularly restricted.

R	015	018	028	038	048
H	40	46	66	86	106
D	45	48	58	68	78
K	85	90	125	155	185

实际安装高度 The required clearance height: H<sub>F</sub>=H+10mm (负载 Fill weight 0.1kg/m)

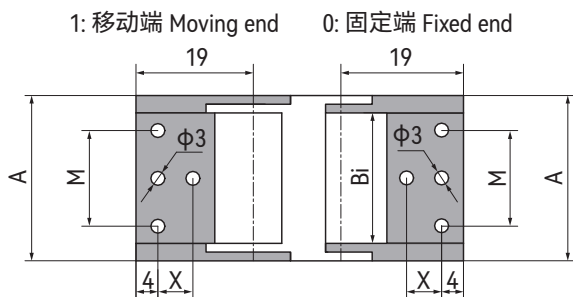
C01.07

DURAMOV®

www.csb-ep.com  
sales@csb-ep.com

电话: 0573 84186133/84185527  
Tel: 0086 573 84187009

## 拖链接头尺寸 Mounting bracket dimensions



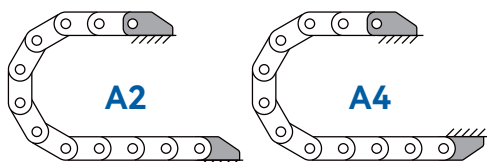
产品编码 Part No.:

**C01.07.07.01.P**

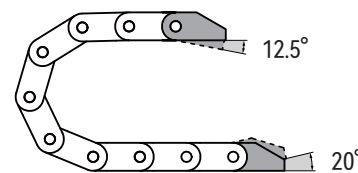

- P: 摆动设计 Pivoting
- L: 固定设计 Locking
- 固定端+移动端  
Fixed end + Moving end
- 拖链内宽 Inner width
- 拖链内高 Inner height
- 拖链系列 Carrier series

产品编码 (固定) Part No. Locking	产品编码 (摆动) Part No. Pivoting	拖链内宽 Inner width Bi [mm]	A [mm]	X [mm]	M [mm]
C01.07.07.01.L	C01.07.07.01.P	07	12	8	/
C01.07.10.01.L	C01.07.10.01.P	10	15	8	/
C01.07.16.01.L	C01.07.16.01.P	16	21	8	/
C01.07.20.01.L	C01.07.20.01.P	20	25	8	/
C01.07.30.01.L	C01.07.30.01.P	30	35	/	22

## 接头安装方式 Mounting bracket installation optional



## C01.07.Bi.01.P



\*C01.07拖链接头安装方式示意图 Possible installation configurations

\*A2/A4订购预装配拖链请注明安装方式 Please indicate installation code for pre-assembled carriers

\*推荐架空长行程拖行应用

For unsupported and gliding applications

## 技术参数 Installation dimensions

	架空长度 Unsupported length	≤ 0.5m	速度/加速度 Speed / acceleration FL <sub>C</sub>	≤ 3 [m/s] / 8 [m/s <sup>2</sup> ]
	滑行距离 Sliding length	不适用 Inapplicable	速度/加速度 Speed / acceleration FL <sub>B</sub>	≤ 2 [m/s] / 4 [m/s <sup>2</sup> ]
	竖直悬挂 Vertical hanging	≤ 5m	滑行速度/加速度 Sliding speed / acceleration	不适用 Inapplicable
	垂直站立 Vertical standing	≤ 0.5m	允许温度 Permitted temperature	-40°C ~120°C
	侧向架空 Side-unsupported length	≤ 0.5m	阻燃等级 Flammability Class	UL94 HB

## 预装拖链订购编码 Order code for pre-assembled cable carriers

拖链本体 Body					选配 Optional
<b>C01.07.07.018.020.</b>					<b>A2L</b>
拖链系列 Carrier series	内高 Inner height	内宽 Inner width	弯曲半径 Bend radius	链节数量 Link quantity	接头与安装形式 Mounting bracket & installation type

# DURAMOV® Plastic Cable Carriers

## DURAMOV® 塑料电缆拖链

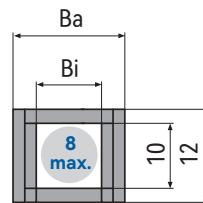
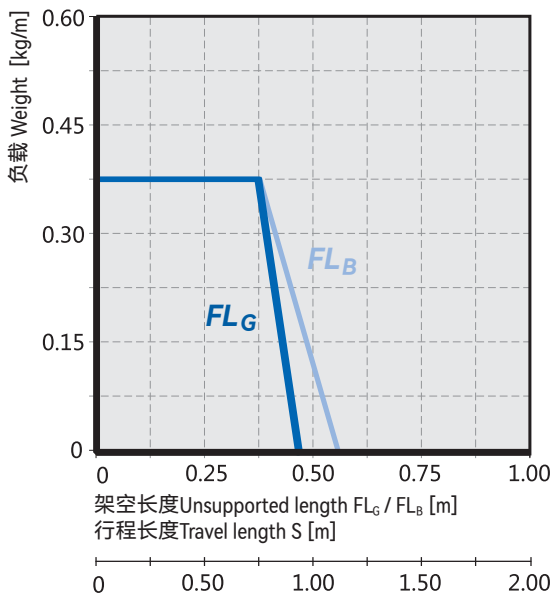
### C01.10 微型电缆拖链 Micro cable carriers



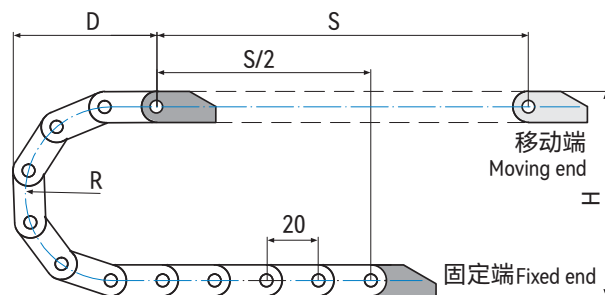
### 标准尺寸 Standard dimensions

产品编码 Part No.	内宽 Bi Inner width [mm]	外宽 Ba Outer width [mm]	内高 Hi Inner height [mm]	外高 Ha Outer height [mm]	弯曲半径 R Bend radius [mm]			重量 Weight [kg/m]
C01.10.10	10	14	10	12	018	028	038	0.07
C01.10.16	16	20	10	12	018	028	038	0.08
C01.10.20	20	24	10	12	018	028	038	0.09
C01.10.30	30	34	10	12	018	028	038	0.09

### 安装尺寸 Installation dimensions



内高 Inner height Bi: 10mm  
 节距 Link pitch T: 20mm  
 链节数 Link quantity: 50pcs/m  
 安装高度 Clearance height H<sub>F</sub>: H+10mm  
 拖链长度 Carrier length: S/2+K



\*如果安装空间受到限制请咨询CSB®. Please consult CSB® if space is particularly restricted.

R	018	028	038
H	48	68	88
D	54	64	74
K	100	130	160

实际安装高度 The required clearance height: H<sub>F</sub>=H+10mm (负载 Fill weight 0.2kg/m)

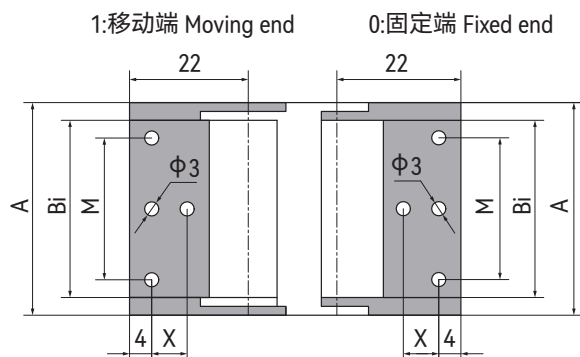
C01.10

DURAMOV®

www.csb-ep.com  
sales@csb-ep.com

电话: 0573 84186133/84185527  
Tel: 0086 573 84187009

## 拖链接头尺寸 Mounting bracket dimensions



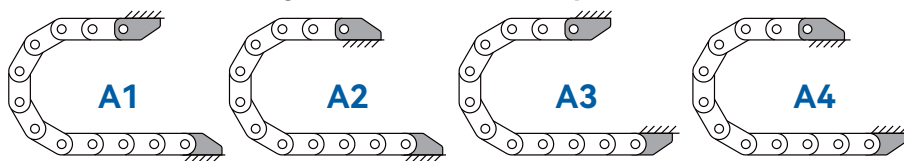
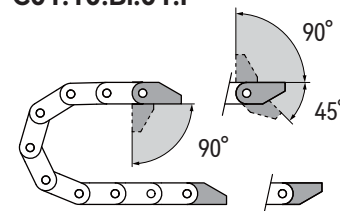
产品编码 Part No.:

**C01.10.10.01.P**


- P: 摆动设计 Pivoting
- L: 固定设计 Locking
- 固定端+移动端  
Fixed end + Moving end
- 拖链内宽 Inner width
- 拖链内高 Inner height
- 拖链系列 Carrier series

产品编码 (固定) Part No. Locking	产品编码 (摆动) Part No. Pivoting	拖链内宽 Inner width Bi [mm]	A [mm]	X [mm]	M [mm]
C01.10.10.01.L	C01.10.10.01.P	10	14.7	8	/
C01.10.16.01.L	C01.10.16.01.P	16	20.7	8	/
C01.10.20.01.L	C01.10.20.01.P	20	24.7	8	/
C01.10.30.01.L	C01.10.30.01.P	30	34.7	/	22

## 接头安装方式 Mounting bracket installation optional


**C01.10.Bi.01.P**


\*C01.10拖链接头安装方式示意图 Possible installation configurations

\*A1|A2|A3|A4订购预装配拖链请注明安装方式 Please indicate installation code for pre-assembled carriers

\*推荐架空长行程拖行应用

For unsupported and gliding applications

## 技术参数 Installation dimensions

	架空长度 Unsupported length	≤ 0.5m	速度/ 加速度 Speed / acceleration FL <sub>G</sub>	≤ 3 [m/s] / 8 [m/s <sup>2</sup> ]
	滑行距离 Sliding length	不适用 Inapplicable	速度/ 加速度 Speed / acceleration FL <sub>B</sub>	≤ 2 [m/s] / 4 [m/s <sup>2</sup> ]
	竖直悬挂 Vertical hanging	≤ 5m	滑行速度/ 加速度 Sliding speed / acceleration	不适用 Inapplicable
	垂直站立 Vertical standing	≤ 0.5m	允许温度 Permitted temperature	-40°C ~120°C
	侧向架空 Side-unsupported length	≤ 0.5m	阻燃等级 Flammability Class	UL94 HB

## 预装拖链订购编码 Order code for pre-assembled cable carriers

拖链本体 Body					选配 Optional
<b>C01.10.10.018.020.</b>					<b>A1L</b>
拖链系列 Carrier series	内高 Inner height	内宽 Inner width	弯曲半径 Bend radius	链节数量 Link quantity	接头与安装形式 Mounting bracket & installation type

# DURAMOV® Plastic Cable Carriers

## DURAMOV® 塑料电缆拖链

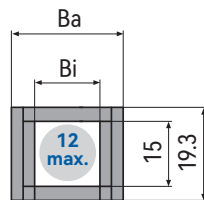
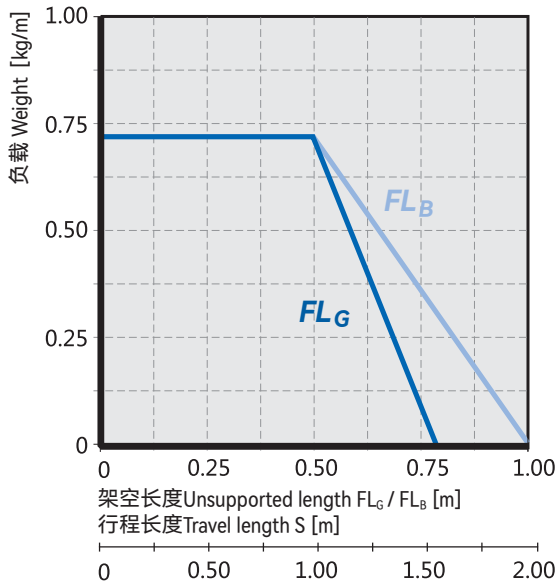
### C01.15 微型电缆拖链 Micro cable carriers



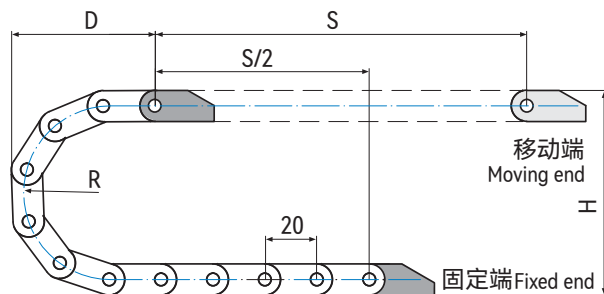
### 标准尺寸 Standard dimensions

产品编码 Part No.	内宽 Bi Inner width [mm]	外宽 Ba Outer width [mm]	内高 Hi Inner height [mm]	外高 Ha Outer height [mm]	弯曲半径 R Bend radius [mm]			重量 Weight [kg/m]	
C01.15.16	16	24.2	15	19.3	025	028	038	048	0.24
C01.15.20	20	28.2	15	19.3	025	028	038	048	0.25
C01.15.30	30	38.2	15	19.3	025	028	038	048	0.28
C01.15.40	40	48.2	15	19.3	025	028	038	048	0.31
C01.15.50	50	58.2	15	19.3	025	028	038	048	0.37

### 安装尺寸 Installation dimensions



内高 Inner height  $B_i$ : 15mm  
 节距 Link pitch T: 20mm  
 链节数 Link quantity: 50pcs/m  
 安装高度 Clearance height  $H_f$ :  $H+10$ mm  
 拖链长度 Carrier length:  $S/2+K$



\*如果安装空间受到限制请咨询CSB®. Please consult CSB® if space is particularly restricted.

R	025	028	038	048
H	69	75	95	115
D	65	68	78	88
K	120	130	160	195

实际安装高度 The required clearance height:  $H_f=H+15$ mm (负载 Fill weight 0.3kg/m)

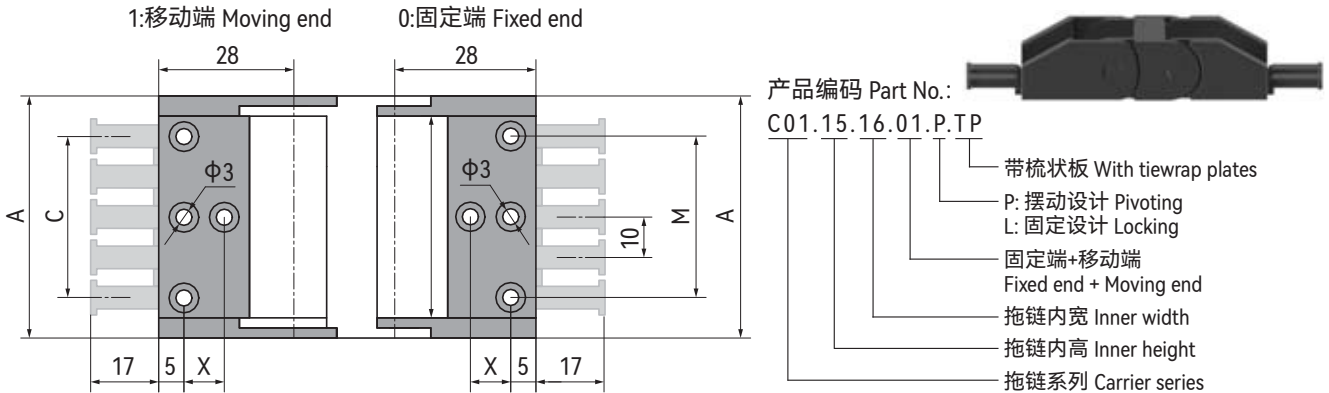
C01.15

DURAMOV®

www.csb-ep.com  
sales@csb-ep.com

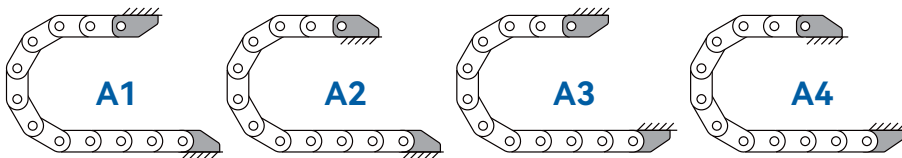
电话: 0573 84186133/84185527  
Tel: 0086 573 84187009

## 拖链接头尺寸 Mounting bracket dimensions



无梳状板接头编码 Without tiwrap plates (固定 Locking)	带梳状板接头编码 With tiwrap plates (固定 Locking)	无梳状板接头编码 Without tiwrap plates (摆动 Pivoting)	带梳状板接头编码 With tiwrap plates (摆动 Pivoting)	拖链内宽 Inner width Bi [mm]	A [mm]	X [mm]	M [mm]	C [mm]	齿数 Number of teeth [pcs]
C01.15.16.01.L	C01.15.16.01.L.TP	C01.15.16.01.P	C01.15.16.01.P.TP	16	24.2	8	/	10	2
C01.15.20.01.L	C01.15.20.01.L.TP	C01.15.20.01.P	C01.15.20.01.P.TP	20	28.2	8	/	10	2
C01.15.30.01.L	C01.15.30.01.L.TP	C01.15.30.01.P	C01.15.30.01.P.TP	30	38.2	8	22	20	3
C01.15.40.01.L	C01.15.40.01.L.TP	C01.15.40.01.P	C01.15.40.01.P.TP	40	48.2	8	32	30	4
C01.15.50.01.L	C01.15.50.01.L.TP	C01.15.50.01.P	C01.15.50.01.P.TP	50	58.2	8	42	40	5

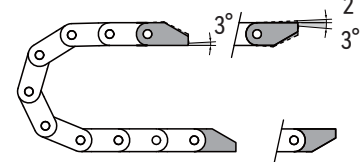
### 接头安装方式 Mounting bracket installation optional



\*C01.15拖链接头安装方式示意图 Possible installation configurations

\*A1|A2|A3|A4订购预装配拖链请注明安装方式 Please indicate installation code for pre-assembled carriers

### C01.15.Bi.01.P



\*推荐架空长行程拖行应用

For unsupported and gliding applications

## 技术参数 Installation dimensions

	架空长度 Unsupported length	≤ 0.7m	速度/加速度 Speed / acceleration FL <sub>G</sub>	≤ 3 [m/s] / 8 [m/s <sup>2</sup> ]
	滑行距离 Sliding length	不适用 Inapplicable	速度/加速度 Speed / acceleration FL <sub>B</sub>	≤ 2 [m/s] / 4 [m/s <sup>2</sup> ]
	竖直悬挂 Vertical hanging	≤ 5m	滑行速度/加速度 Sliding speed / acceleration	不适用 Inapplicable
	垂直站立 Vertical standing	≤ 0.5m	允许温度 Permitted temperature	-40°C ~ 120°C
	侧向架空 Side-unsupported length	≤ 0.5m	阻燃等级 Flammability Class	UL94 HB

## 预装拖链订购编码 Order code for pre-assembled cable carriers

拖链本体 Body					选配 Optional	
<b>C01.15.16.025.020</b>					<b>.A1L.TP</b>	
拖链系列 Carrier series	内高 Inner height	内宽 Inner width	弯曲半径 Bend radius	链节数量 Link quantity	接头与安装形式 Mounting bracket & installation type	带梳状板 With tiwrap plates

# DURAMOV® Plastic Cable Carriers

DURAMOV® 塑料电缆拖链

## C11 易填充微型电缆拖链

### Micro cable carriers, open design and cable filled quickly

C11易填充微型电缆拖链体积极小，基于一片式开口设计重量轻且便于快速填充电缆，同样适用于高速运动。C11微型电缆拖链适用于较小安装空间，多种尺寸规格可选。

C11 micro cable carriers are very small, one piece and open design carriers with low weight, making them ideal for highly dynamic applications and cables filled quickly. C11 micro cable carriers are optimal for the smallest installation spaces, and are available in many versions.



开口设计，易填充电缆  
Open design, easy to fill cables



阻燃等级 Flammability Class  
UL94 V2



符合CE 标准 certification



RoHS认证 certification



低噪音 Low-noise



根据需求提供ESD抗静电荷/防爆版拖链C11E  
Electrically conductive ESD/ATEX version C11E upon request

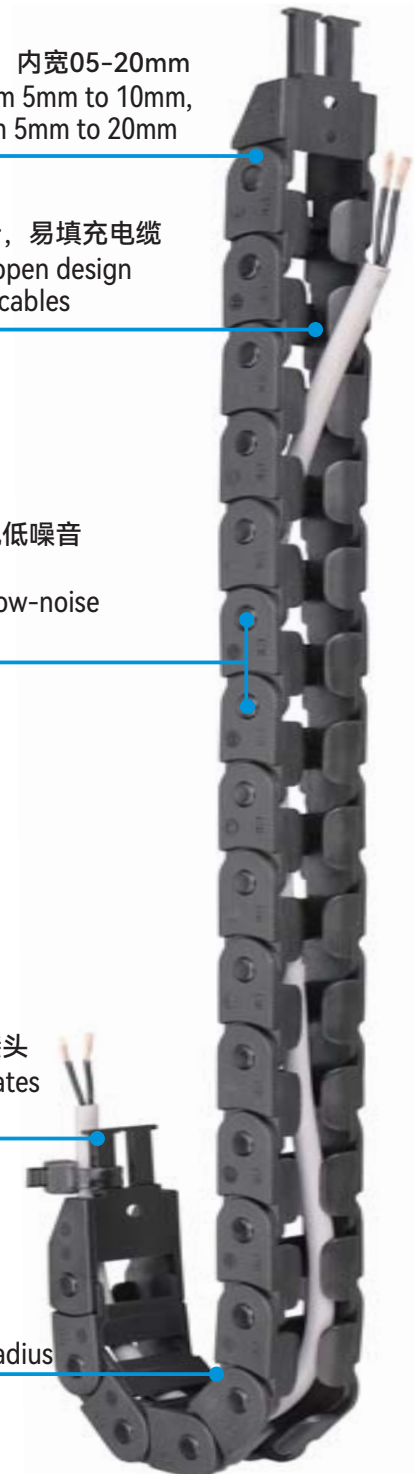
内高05-10mm，内宽05-20mm  
Inner height from 5mm to 10mm,  
Inner width from 5mm to 20mm

一片式开口设计，易填充电缆  
One-piece and open design  
Very easy to fill cables

小节距设计实现低噪音  
顺畅运行  
Small pitch for low-noise  
Smooth running

可选带梳妆板接头  
With tiwrap plates  
are available

极小转弯半径  
Smallest bend radius



C11




DURAMOV®

www.csb-ep.com  
sales@csb-ep.com

电话: 0573 84186133/84185527  
Tel: 0086 573 84187009



## 标准尺寸 Standard dimensions

易填充微型电缆拖链 Micro cable carriers, open design and cable filled quickly	产品编码 Part No.	内宽 Bi	外宽 Ba	内高 Hi	外高 Ha	弯曲半径 R	架空长度	页码
		Inner width [mm]	Outer width [mm]	Inner height [mm]	Outer height [mm]	Bend radius [mm]	Unsupported length [m]	Page
	C11.05	5-10	8.7-13.7	5	8	10-18	≤0.3	P32
	C11.07	7-30	12-35	7	10	15-48	≤0.5	P34
	C11.10	10-20	16.5-26.5	10	15	18-38	≤0.5	P36


## 安装说明 Installation



扭转并卡合  
Twist and click



压装电缆  
Press in cable



扭转并分开  
Twist and divide

## 典型适用行业和应用 Typical Applicable Industries and Applications

- 通用机械
- 洁净室应用
- 电子设备
- 办公设备
- 自动售货机
- 测量设备
- 包装机
- 医疗行业
- General machinery
- Cleanroom applications
- Electronic apparatus
- Office equipment
- Vending machines
- Measuring equipment
- Packaging machines
- Medical industries

# DURAMOV® Plastic Cable Carriers

## DURAMOV® 塑料电缆拖链

### C11.05 易填充微型电缆拖链 Micro cable carriers, open design and cable filled quickly

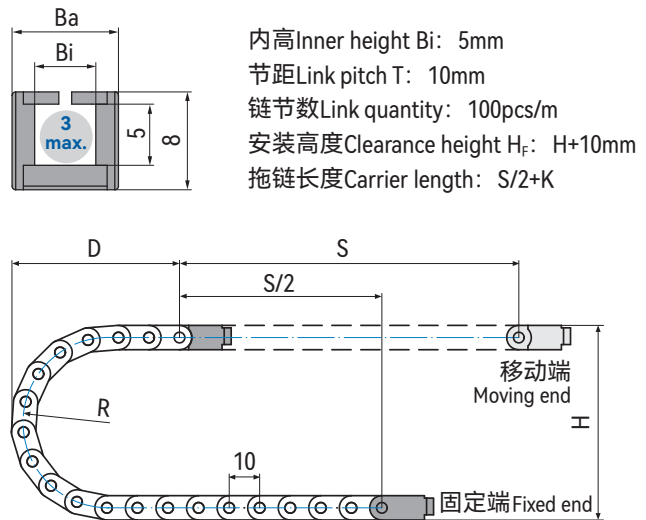
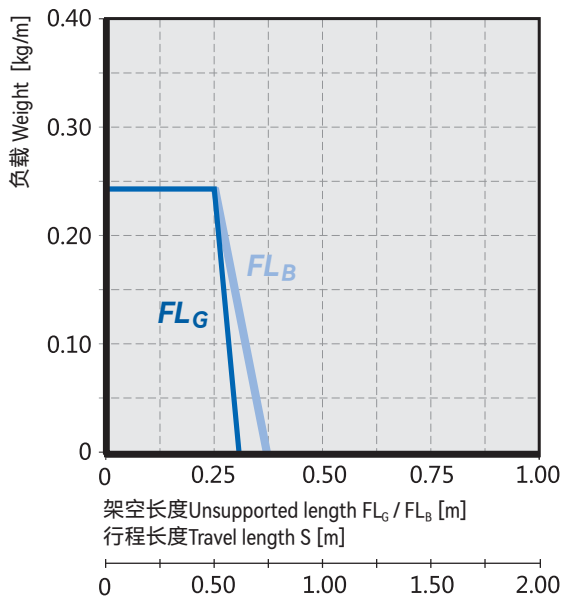


#### 标准尺寸 Standard dimensions

产品编码 Part No.	内宽 Bi	外宽 Ba	内高 Hi	外高 Ha	弯曲半径 R	重量			
	Inner width [mm]	Outer width [mm]	Inner height [mm]	Outer height [mm]		Bend radius [mm]	Weight [kg/m]		
C11.05.05	5	8.7	5	8	010	012	015	018	0.03
C11.05.07	7	10	5	8	010	012	015	018	0.04
C11.05.10	10	13.7	5	8	010	012	015	018	0.05

\*根据要求提供 Available upon request

#### 安装尺寸 Installation dimensions



\*如果安装空间受到限制请咨询CSB®. Please consult CSB® if space is particularly restricted.

R	010	012	015	018
H	28	32	38	44
D	29	31	34	37
K	55	60	70	80

实际安装高度 The required clearance height:  $H_f=H+10$ mm (负载 Fill weight 0.1kg/m)

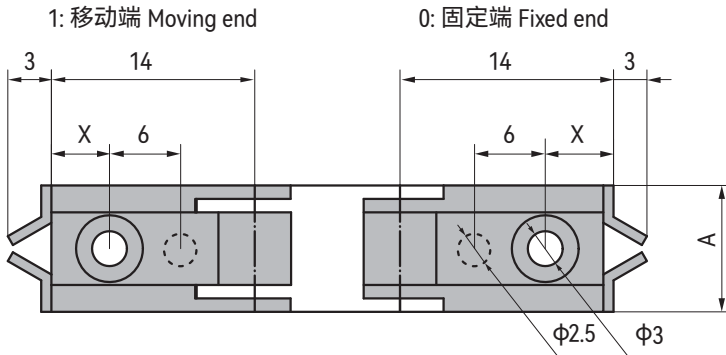
C11.05

DURAMOV®

www.csb-ep.com  
sales@csb-ep.com

电话: 0573 84186133/84185527  
Tel: 0086 573 84187009

## 拖链接头尺寸 Mounting bracket dimensions



产品编码 Part No.:

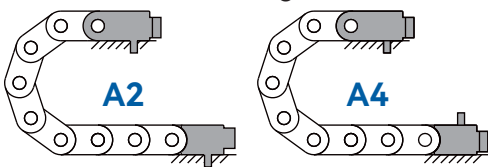
**C11.05.05.01.P**

- P: 摆动设计 Pivoting
- L: 固定设计 Locking
- 固定端+移动端  
Fixed end + Moving end
- 拖链内宽 Inner width
- 拖链内高 Inner height
- 拖链系列 Carrier series

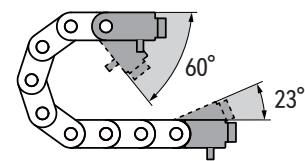
产品编码 (固定) Part No. Locking	产品编码 (摆动) Part No. Pivoting	拖链内宽 Inner width Bi [mm]	A [mm]	X [mm]
C11.05.05.01.L	C11.05.05.01.P	05	8.7	4
C11.05.07.01.L	C11.05.07.01.P	07	10.7	4
C11.05.10.01.L	C11.05.10.01.P	10	13.7	4

\*根据要求提供 Available upon request

## 接头安装方式 Mounting bracket installation optional



## C11.05.Bi.01.P



\*C11.05拖链接头安装方式示意图 Possible installation configurations

\*A2/A4订购预装配拖链请注明安装方式 Please indicate installation code for pre-assembled carriers

\*推荐架空长行程拖行应用

For unsupported and gliding applications

## 技术参数 Installation dimensions

	架空长度 Unsupported length	≤ 0.3m	速度/加速度 Speed / acceleration FL <sub>G</sub>	≤ 3 [m/s] / 8 [m/s <sup>2</sup> ]
	滑行距离 Sliding length	不适用 Inapplicable	速度/加速度 Speed / acceleration FL <sub>B</sub>	≤ 2 [m/s] / 4 [m/s <sup>2</sup> ]
	竖直悬挂 Vertical hanging	≤ 5m	滑行速度/加速度 Sliding speed / acceleration	不适用 Inapplicable
	垂直站立 Vertical standing	≤ 0.5m	允许温度 Permitted temperature	-40°C ~120°C
	侧向架空 Side-unsupported length	≤ 0.5m	阻燃等级 Flammability Class	UL94 V2

## 预装拖链订购编码 Order code for pre-assembled cable carriers

拖链本体 Body					选配 Optional
<b>C11.05.05.010.020.</b>					<b>A2L</b>
拖链系列 Carrier series	内高 Inner height	内宽 Inner width	弯曲半径 Bend radius	链节数量 Link quantity	接头与安装形式 Mounting bracket & installation type

# DURAMOV® Plastic Cable Carriers

## DURAMOV® 塑料电缆拖链

### C11.07 易填充微型电缆拖链 Micro cable carriers, open design and cable filled quickly



C11.07

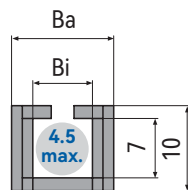
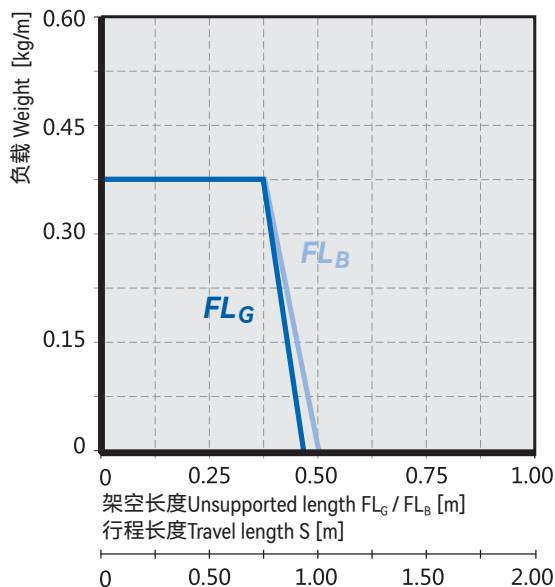
DURAMOV®

#### 标准尺寸 Standard dimensions

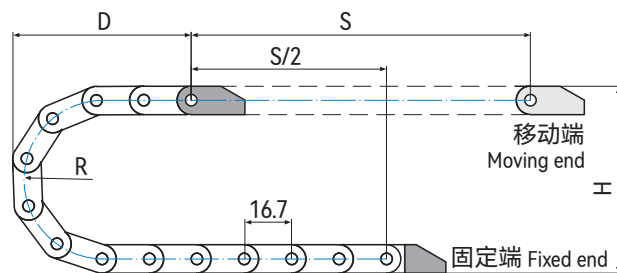
产品编码 Part No.	内宽 Bi	外宽 Ba	内高 Hi	外高 Ha	弯曲半径 R					重量
	Inner width [mm]	Outer width [mm]	Inner height [mm]	Outer height [mm]	Bend radius [mm]					Weight [kg/m]
C11.07.07	7	12	7	10	015	018	028	038	048	0.07
C11.07.10	10	15	7	10	015	018	028	038	048	0.08
C11.07.16	16	21	7	10	015	018	028	038	048	0.09
C11.07.20	20	25	7	10	015	018	028	038	048	0.10
C11.07.30	30	35	7	10	015	018	028	038	048	0.11

\*根据要求提供 Available upon request

#### 安装尺寸 Installation dimensions



内高 Inner height Bi: 7mm  
 节距 Link pitch T: 16.7mm  
 链节数 Link quantity: 60pcs/m  
 安装高度 Clearance height H<sub>F</sub>: H+10mm  
 拖链长度 Carrier length: S/2+K



\*如果安装空间受到限制请咨询CSB®. Please consult CSB® if space is particularly restricted.

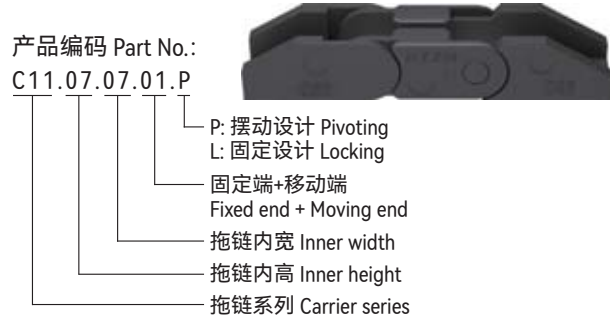
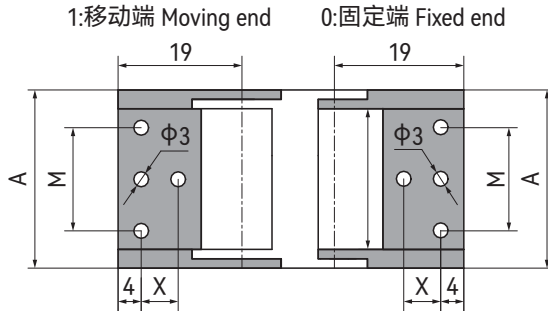
R	015	018	028	038	048
H	40	46	66	86	106
D	45	48	58	68	78
K	85	90	125	155	185

实际安装高度 The required clearance height: H<sub>F</sub>=H+10mm (负载 Fill weight 0.1kg/m)

www.csb-ep.com  
sales@csb-ep.com

电话: 0573 84186133/84185527  
Tel: 0086 573 84187009

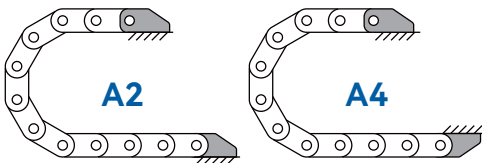
## 拖链接头尺寸 Mounting bracket dimensions



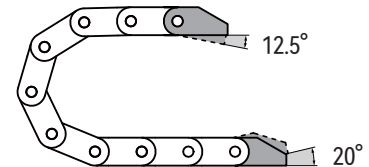
产品编码 (固定) Part No. Locking	产品编码 (摆动) Part No. Pivoting	拖链内宽 Inner width Bi [mm]	A [mm]	X [mm]	M [mm]
C11.07.07.01.L	C11.07.07.01.P	07	12	8	/
C11.07.10.01.L	C11.07.10.01.P	10	15	8	/
C11.07.16.01.L	C11.07.16.01.P	16	21	8	/
C11.07.20.01.L	C11.07.20.01.P	20	25	8	/
C11.07.30.01.L	C11.07.30.01.P	30	35	/	22

\*根据要求提供 Available upon request

### 接头安装方式 Mounting bracket installation optional



### C11.07.Bi.01.P



\*C11.07拖链接头安装方式示意图 Possible installation configurations

\*A2/A4订购预装配拖链请注明安装方式 Please indicate installation code for pre-assembled carriers

\*推荐架空长行程拖行应用

For unsupported and gliding applications

## 技术参数 Installation dimensions

	架空长度 Unsupported length	≤ 0.5m	速度/加速度 Speed / acceleration FL <sub>C</sub>	≤ 3 [m/s] / 8 [m/s <sup>2</sup> ]
	滑行距离 Sliding length	不适用 Inapplicable	速度/加速度 Speed / acceleration FL <sub>B</sub>	≤ 2 [m/s] / 4 [m/s <sup>2</sup> ]
	竖直悬挂 Vertical hanging	≤ 5m	滑行速度/加速度 Sliding speed / acceleration	不适用 Inapplicable
	垂直站立 Vertical standing	≤ 0.5m	允许温度 Permitted temperature	-40°C ~ 120°C
	侧向架空 Side-unsupported length	≤ 0.5m	阻燃等级 Flammability Class	UL94 V2

## 预装拖链订购编码 Order code for pre-assembled cable carriers

拖链本体 Body					选配 Optional
<b>C11 . 07 . 07 . 015 . 020 .</b>					<b>A2L</b>
拖链系列 Carrier series	内高 Inner height	内宽 Inner width	弯曲半径 Bend radius	链节数量 Link quantity	接头与安装形式 Mounting bracket & installation type

# DURAMOV® Plastic Cable Carriers

## DURAMOV® 塑料电缆拖链

### C11.10 易填充微型电缆拖链 Micro cable carriers, open design and cable filled quickly

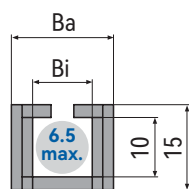
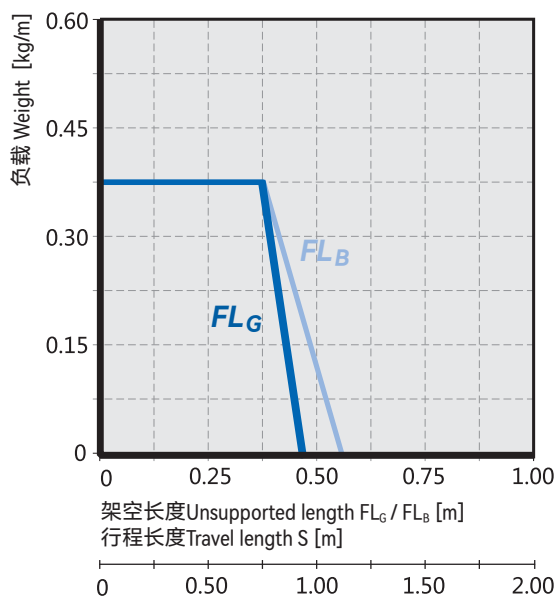


#### 标准尺寸 Standard dimensions

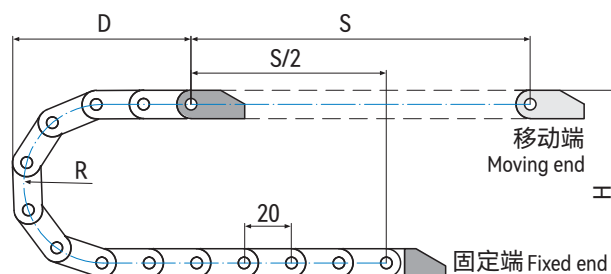
产品编码 Part No.	内宽 Bi Inner width [mm]	外宽 Ba Outer width [mm]	内高 Hi Inner height [mm]	外高 Ha Outer height [mm]	弯曲半径 R Bend radius [mm]			重量 Weight [kg/m]
C11.10.10	10	16.5	10	15	018	028	038	0.07
C11.10.16	16	22.5	10	15	018	028	038	0.08
C11.10.20	20	26.5	10	15	018	028	038	0.09

\*根据要求提供 Available upon request

#### 安装尺寸 Installation dimensions



内高 Inner height Bi: 10mm  
 节距 Link pitch T: 20mm  
 链节数 Link quantity: 50pcs/m  
 安装高度 Clearance height H<sub>f</sub>: H+10mm  
 拖链长度 Carrier length: S/2+K



\*如果安装空间受到限制请咨询CSB®. Please consult CSB® if space is particularly restricted.

R	018	028	038
H	51	71	91
D	56	66	76
K	100	130	160

实际安装高度 The required clearance height: H<sub>f</sub>=H+10mm (负载 Fill weight 0.2kg/m)

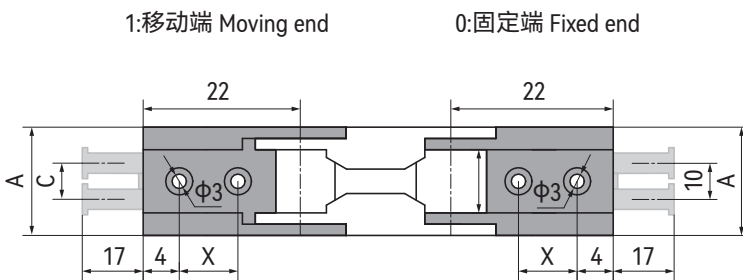
C11.10

DURAMOV®

www.csb-ep.com  
sales@csb-ep.com

电话: 0573 84186133/84185527  
Tel: 0086 573 84187009

## 拖链接头尺寸 Mounting bracket dimensions



产品编码 Part No.:

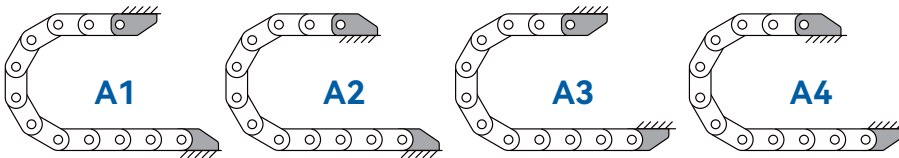
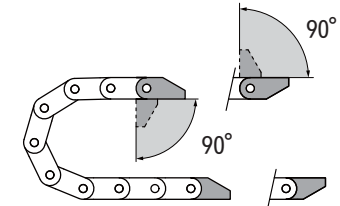
**C11.10.16.01.P.TP**


- 带梳状板 With tiwrap plates
- P: 摆动设计 Pivoting
- L: 固定设计 Locking
- 固定端+移动端 Fixed end + Moving end
- 拖链内宽 Inner width
- 拖链内高 Inner height
- 拖链系列 Carrier series

无梳状板接头编码 Without tiwrap plates (固定 Locking)	带梳状板接头编码 With tiwrap plates (固定 Locking)	无梳状板接头编码 Without tiwrap plates (摆动 Pivoting)	带梳状板接头编码 With tiwrap plates (摆动 Pivoting)	拖链内宽 Inner width Bi [mm]	A [mm]	X [mm]	C [mm]	齿数 Number of teeth [pcs]
C11.10.10.01.L	/	C11.10.10.01.P	/	10	16.5	8	/	/
C11.10.16.01.L	C11.10.16.01.LTP	C11.10.16.01.P	C11.10.16.01.PTP	16	22.5	8	10	2
C11.10.20.01.L	C11.10.20.01.LTP	C11.10.20.01.P	C11.10.20.01.PTP	20	26.5	8	10	2

\*根据要求提供 Available upon request

### 接头安装方式 Mounting bracket installation optional


**C11.10.Bi.01.P**


\*C11.10拖链接头安装方式示意图 Possible installation configurations

\*A1|A2|A3|A4订购预装配拖链请注明安装方式 Please indicate installation code for pre-assembled carriers

\*推荐架空长行程拖行应用

For unsupported and gliding applications

### 技术参数 Installation dimensions

	架空长度 Unsupported length	≤ 0.5m	速度/加速度 Speed / acceleration FL <sub>C</sub>	≤ 3 [m/s] / 8 [m/s <sup>2</sup> ]
	滑行距离 Sliding length	不适用 Inapplicable	速度/加速度 Speed / acceleration FL <sub>B</sub>	≤ 2 [m/s] / 4 [m/s <sup>2</sup> ]
	竖直悬挂 Vertical hanging	≤ 5m	滑行速度/加速度 Sliding speed / acceleration	不适用 Inapplicable
	垂直站立 Vertical standing	≤ 0.5m	允许温度 Permitted temperature	-40°C ~120°C
	侧向架空 Side-unsupported length	≤ 0.5m	阻燃等级 Flammability Class	UL94 V2

### 预装拖链订购编码 Order code for pre-assembled cable carriers

拖链本体 Body					选配 Optional	
<b>C11.10.10.018.020.A1L.TP</b>						
拖链系列 Carrier series	内高 Inner height	内宽 Inner width	弯曲半径 Bend radius	链节数量 Link quantity	接头与安装形式 Mounting bracket & installation type	带梳状板 With tiwrap plates

# DURAMOV® Plastic Cable Carriers

DURAMOV® 塑料电缆拖链

## C21 微型可打开电缆拖链

### Micro cable carriers, openable along the outer radius

C21微型可打开电缆拖链体积较小，基于两片式设计重量轻特别适用于高速运动。C21微型可打开电缆拖链适用于较小安装空间，多种内宽规格可选。

C21 micro cable carriers are openable along the outer radius, two pieces and small design carriers with low weight, making them ideal for highly dynamic applications and cables filled quickly. C21 micro cable carriers are optimal for the smallest installation spaces, and are available in many versions.



可沿外侧打开  
Openable along the outer radius



阻燃等级 Flammability Class  
UL94 HB



符合CE 标准 certification



RoHS认证 certification



低噪音 Low-noise



根据需求提供ESD抗静电荷/防爆版拖链C21E  
Electrically conductive ESD/ATEX version C21E upon request

内高15-20mm，内宽16-50mm  
Inner height from 15mm to 20mm,  
Inner width from 16mm to 50mm

两片式设计，可沿外侧打开  
Two-pieces design,  
Openable along the outer radius

小节距设计实现低噪音  
顺畅运行  
Small pitch for low-noise  
Smooth running

可选带梳妆板接头  
With tiwrap plates  
are available

极小转弯半径  
Smallest bend  
radius



C21

DURAMOV®

www.csb-ep.com  
sales@csb-ep.com

电话: 0573 84186133/84185527  
Tel: 0086 573 84187009



## 标准尺寸 Standard dimensions

微型可打开电缆拖链 Micro cable carriers, openable along the outer radius	产品编码 Part No.	内宽 Bi	外宽 Ba	内高 Hi	外高 Ha	弯曲半径 R	架空长度	页码
		Inner width [mm]	Outer width [mm]	Inner height [mm]	Outer height [mm]	Bend radius [mm]	Unsupported length [m]	Page
	C21.15	16-40	24.2-48.2	14.3	19.3	28-48	≤0.7	P40
	C21.20	25-50	36-61	20	25	28-48	≤0.7	P42

## 安装说明 Installation



推入并卡合  
Push and click



放入位置  
Position and...



按压并卡合  
Press and click



分开链节  
Release links


## 典型适用行业和应用 Typical Applicable Industries and Applications

- 通用机械
- 搬运机器
- 半导体机器
- 测量设备
- 拾放机器人
- 医疗行业
- 包装机
- 纺织机械
- General machinery
- Handling machines
- Semi-conductor machines
- Measuring equipment
- Pick & place robots
- Medical industries
- Packaging machines
- Textile machines

# DURAMOV® Plastic Cable Carriers

## DURAMOV® 塑料电缆拖链

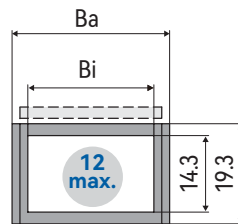
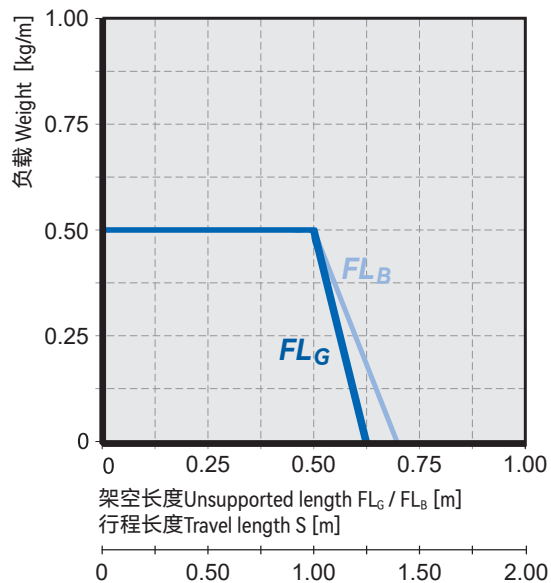
### C21.15 微型可打开电缆拖链 Micro cable carriers, openable along the outer radius



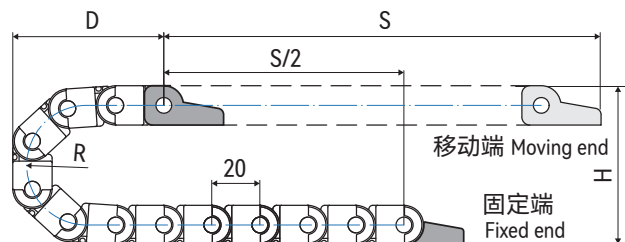
#### 标准尺寸 Standard dimensions

产品编码 Part No.	内宽 Bi Inner width [mm]	外宽 Ba Outer width [mm]	内高 Hi Inner height [mm]	外高 Ha Outer height [mm]	弯曲半径 R Bend radius [mm]			重量 Weight [kg/m]
C21.15.16	16	24.2	14.3	19.3	028	038	048	0.24
C21.15.20	20	28.2	14.3	19.3	028	038	048	0.25
C21.15.30	30	38.2	14.3	19.3	028	038	048	0.28
C21.15.40	40	48.2	14.3	19.3	028	038	048	0.31

#### 安装尺寸 Installation dimensions



内高 Inner height  $B_i$ : 14.3mm  
 节距 Link pitch T: 20mm  
 链节数 Link quantity: 50pcs/m  
 安装高度 Clearance height  $H_f$ :  $H+10$ mm  
 拖链长度 Carrier length:  $S/2+K$



\*如果安装空间受到限制请咨询CSB®. Please consult CSB® if space is particularly restricted.

R	028	038	048
H	75	95	115
D	68	78	88
K	130	160	195

实际安装高度 The required clearance height:  $H_f=H+15$ mm (负载 Fill weight 0.3kg/m)

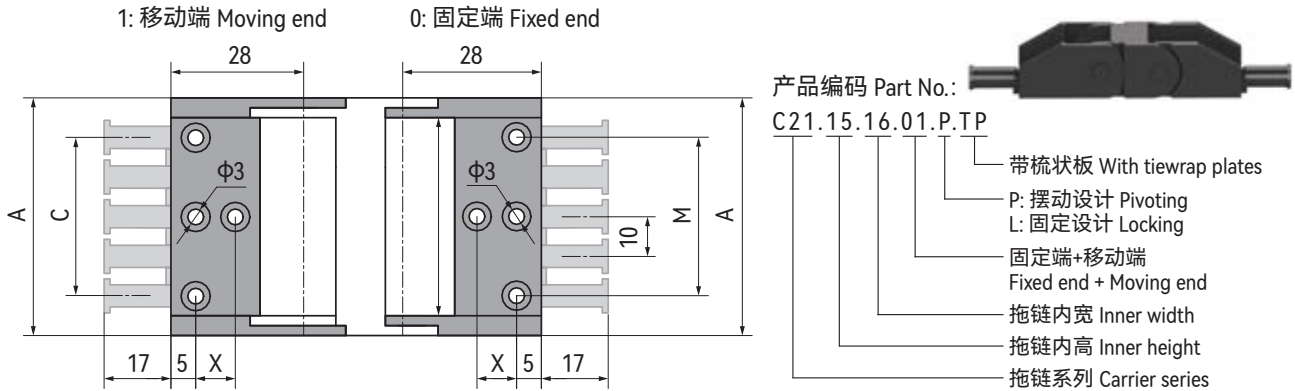
C21.15

DURAMOV®

www.csb-ep.com  
sales@csb-ep.com

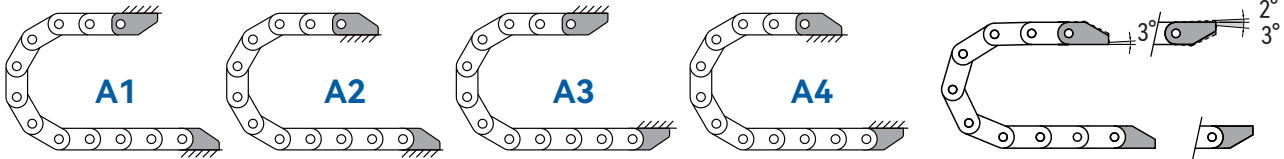
电话: 0573 84186133/84185527  
Tel: 0086 573 84187009

## 拖链接头尺寸 Mounting bracket dimensions



无梳状板接头编码 Without tiewrap plates (固定 Locking)	带梳状板接头编码 With tiewrap plates (固定 Locking)	无梳状板接头编码 Without tiewrap plates (摆动 Pivoting)	带梳状板接头编码 With tiewrap plates (摆动 Pivoting)	拖链内宽 Inner width Bi [mm]	A [mm]	X [mm]	M [mm]	C [mm]	齿数 Number of teeth [pcs]
C21.15.16.01.L	C21.15.16.01.L.TP	C21.15.16.01.P	C21.15.16.01.P.TP	16	24.2	8	/	10	2
C21.15.20.01.L	C21.15.20.01.L.TP	C21.15.20.01.P	C21.15.20.01.P.TP	20	28.2	8	/	10	2
C21.15.30.01.L	C21.15.30.01.L.TP	C21.15.30.01.P	C21.15.30.01.P.TP	30	38.2	8	22	20	3
C21.15.40.01.L	C21.15.40.01.L.TP	C21.15.40.01.P	C21.15.40.01.P.TP	40	48.2	8	32	30	4

### 接头安装方式 Mounting bracket installation optional



\*C21.15拖链接头安装方式示意图 Possible installation configurations

\*A1|A2|A3|A4订购预装配拖链请注明安装方式 Please indicate installation code for pre-assembled carriers

\*推荐架空长行程拖行应用

For unsupported and gliding applications

### 技术参数 Installation dimensions

	架空长度 Unsupported length	≤ 0.7m	速度/加速度 Speed / acceleration FL <sub>G</sub>	≤ 3 [m/s] / 8 [m/s <sup>2</sup> ]
	滑行距离 Sliding length	不适用 Inapplicable	速度/加速度 Speed / acceleration FL <sub>B</sub>	≤ 2 [m/s] / 4 [m/s <sup>2</sup> ]
	竖直悬挂 Vertical hanging	≤ 5m	滑行速度/加速度 Sliding speed / acceleration	不适用 Inapplicable
	垂直站立 Vertical standing	≤ 0.5m	允许温度 Permitted temperature	-40°C ~120°C
	侧向架空 Side-unsupported length	≤ 0.5m	阻燃等级 Flammability Class	UL94 HB

### 预装拖链订购编码 Order code for pre-assembled cable carriers

拖链本体 Body					选配 Optional	
<b>C21.15.16.028.020.A1L.TP</b>						
拖链系列 Carrier series	内高 Inner height	内宽 Inner width	弯曲半径 Bend radius	链节数量 Link quantity	接头与安装形式 Mounting bracket & installation type	带梳状板 With tiewrap plates

# DURAMOV® Plastic Cable Carriers

## DURAMOV® 塑料电缆拖链

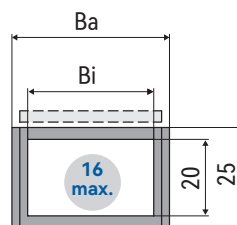
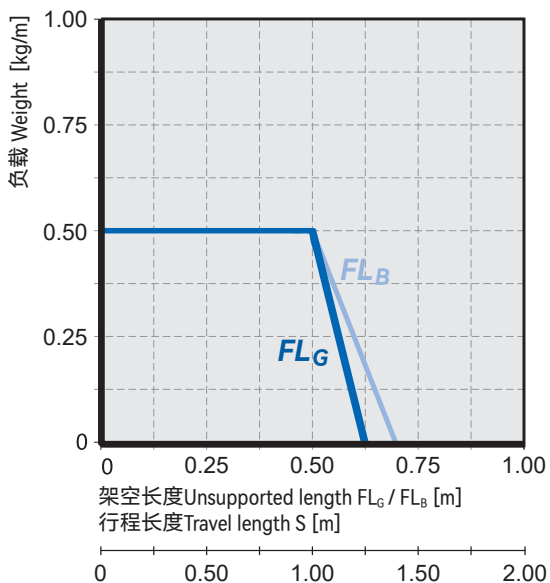
### C21.20 微型可打开电缆拖链 Micro cable carriers, openable along the outer radius



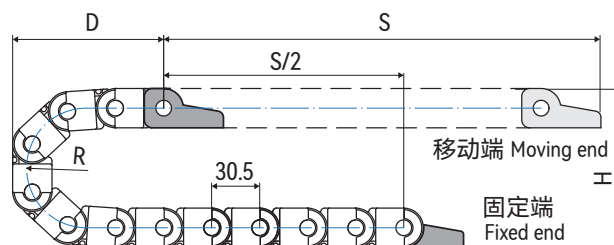
#### 标准尺寸 Standard dimensions

产品编码 Part No.	内宽 Bi Inner width [mm]	外宽 Ba Outer width [mm]	内高 Hi Inner height [mm]	外高 Ha Outer height [mm]	弯曲半径 R Bend radius [mm]			重量 Weight [kg/m]
C21.20.25	25	36	20	25	028	038	048	0.32
C21.20.38	38	49	20	25	028	038	048	0.40
C21.20.50	50	61	20	25	028	038	048	0.41

#### 安装尺寸 Installation dimensions



内高 Inner height Bi: 20mm  
 节距 Link pitch T: 30.5mm  
 链节数 Link quantity: 33pcs/m  
 安装高度 Clearance height H<sub>F</sub>: H+10mm  
 拖链长度 Carrier length: S/2+K



\*如果安装空间受到限制请咨询CSB®。 Please consult CSB® if space is particularly restricted.

R	028	038	048
H	81	101	121
D	86	96	106
K	150	185	215

实际安装高度 The required clearance height: H<sub>F</sub>=H+15mm (负载 Fill weight 0.3kg/m)

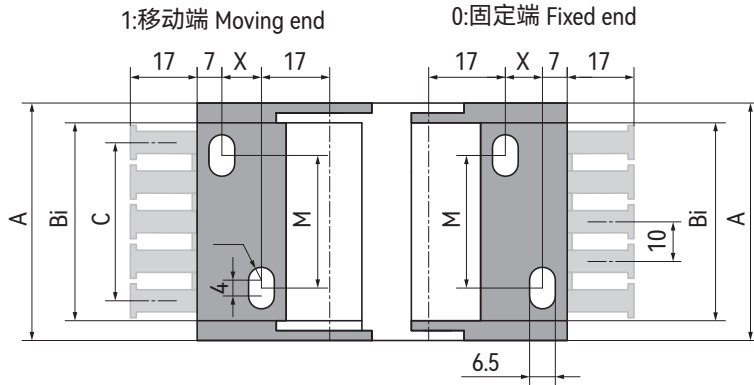
C21.20

DURAMOV®

www.csb-ep.com  
sales@csb-ep.com

电话: 0573 84186133/84185527  
Tel: 0086 573 84187009

### 拖链接头尺寸 Mounting bracket dimensions



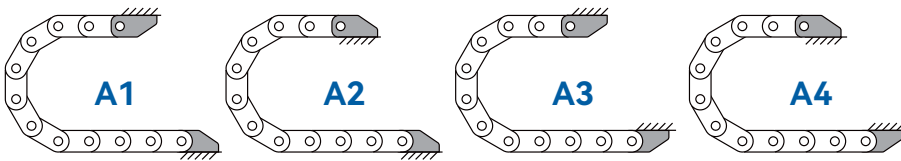
产品编码 Part No.:  
C21.20.25.01.P.TP



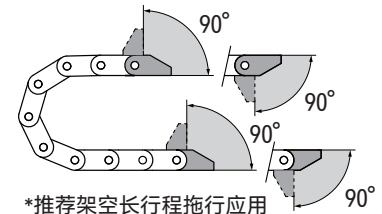
- 带梳状板 With tiwrap plates
- P: 摆动设计 Pivoting
- L: 固定设计 Locking
- 固定端+移动端 Fixed end + Moving end
- 拖链内宽 Inner width
- 拖链内高 Inner height
- 拖链系列 Carrier series

无梳状板接头编码 Without tiwrap plates (固定 Locking)	带梳状板接头编码 With tiwrap plates (固定 Locking)	无梳状板接头编码 Without tiwrap plates (摆动 Pivoting)	带梳状板接头编码 With tiwrap plates (摆动 Pivoting)	拖链内宽 Inner width Bi [mm]	A [mm]	X [mm]	M [mm]	C [mm]	齿数 Number of teeth [pcs]
C21.20.25.01.L	C21.20.25.01.L.TP	C21.20.25.01.P	C21.20.25.01.P.TP	25	36.3	14	10	20	3
C21.20.38.01.L	C21.20.38.01.L.TP	C21.20.38.01.P	C21.20.38.01.P.TP	38	49.3	14	23	30	4
C21.20.50.01.L	C21.20.50.01.L.TP	C21.20.50.01.P	C21.20.50.01.P.TP	50	61.3	14	35	40	5

### 接头安装方式 Mounting bracket installation optional



C21.20.Bi.01.P



\*C21.20拖链接头安装方式示意图 Possible installation configurations

\*A1|A2|A3|A4订购预装配拖链请注明安装方式 Please indicate installation code for pre-assembled carriers

\*推荐架空长行程拖行应用

For unsupported and gliding applications

### 技术参数 Installation dimensions

	架空长度 Unsupported length	≤ 0.7m	速度/加速度 Speed / acceleration FL <sub>C</sub>	≤ 3 [m/s] / 8 [m/s <sup>2</sup> ]
	滑行距离 Sliding length	不适用 Inapplicable	速度/加速度 Speed / acceleration FL <sub>B</sub>	≤ 2 [m/s] / 4 [m/s <sup>2</sup> ]
	竖直悬挂 Vertical hanging	≤ 5m	滑行速度/加速度 Sliding speed / acceleration	不适用 Inapplicable
	垂直站立 Vertical standing	≤ 0.5m	允许温度 Permitted temperature	-40°C ~120°C
	侧向架空 Side-unsupported length	≤ 0.5m	阻燃等级 Flammability Class	UL94 HB

### 预装拖链订购编码 Order code for pre-assembled cable carriers

拖链本体 Body					选配 Optional	
<b>C21 . 20 . 25 . 028 . 020</b>					<b>. A1L . TP</b>	
拖链系列 Carrier series	内高 Inner height	内宽 Inner width	弯曲半径 Bend radius	链节数量 Link quantity	接头与安装形式 Mounting bracket & installation type	带梳状板 With tiwrap plates

# DURAMOV® Plastic Cable Carriers

DURAMOV® 塑料电缆拖链

## C31 微型可打开电缆拖链 Micro cable carriers, openable along one side

C31微型电缆拖链可沿内侧或外侧打开，坚固耐用和多种打开方式设计，适用于高速运动。C31微型可打开电缆拖链适用于较小安装空间，多种内宽规格可选。

C31 micro cable carriers are openable along the outer radius or inner radius, strong and multi-opening method design, Suitable for highly dynamic applications and cables filled quickly. C31 micro cable carriers are optimal for the smallest installation spaces, and are available in many versions.



沿外侧或内侧打开  
Openable along the outer radius or inner radius



阻燃等级 Flammability Class  
UL94 HB



符合CE 标准 certification



RoHS认证 certification



低噪音 Low-noise



根据需求提供ESD抗静电荷/防爆版拖链C31E  
Electrically conductive ESD/ATEX version C31E upon request

内高10-20mm，内宽10-50mm  
Inner height from 10mm to 20mm,  
Inner width from 10mm to 50mm

两片式设计，可沿内侧或外侧打开  
Two-pieces design, Openable along  
the outer radius or inner radius

小节距设计实现低噪音  
顺畅运行  
Small pitch for low-noise  
Smooth running

可选带梳妆板接头  
With tiwrap plates  
are available

可选快速连接法兰  
Quick flange optional

极小转弯半径  
Smallest bend radius



C31

DURAMOV®

www.csb-ep.com  
sales@csb-ep.com

电话: 0573 84186133/84185527  
Tel: 0086 573 84187009

## 标准尺寸 Standard dimensions

微型可打开电缆拖链 Micro cable carriers, openable along one side	产品编码 Part No.	内宽 Bi	外宽 Ba	内高 Hi	外高 Ha	弯曲半径 R	架空长度	页码
		Inner width [mm]	Outer width [mm]	Inner height [mm]	Outer height [mm]	Bend radius [mm]	Unsupported length [m]	Page
	C31.10	10-30	17.4-37.4	10	15	18-38	≤0.7	P46
	C31.15	16-50	23.8-57.8	15	19.5	28-48	≤1	P48
	C31.20	20-50	36-61	20	25	28-48	≤1	P50

## 安装说明 Installation



推入并卡合  
Push and click



放入位置  
Position and...

标准  
Normal



放入位置  
Position and...

可选  
Optional



按压并卡合  
Press and click




按压并卡合  
Press and click



标准 按压并卡合  
Normal Press and click

可选  
Optional



分开链节  
Release links

拆卸 Separating

## 典型适用行业和应用 Typical Applicable Industries and Applications

- 通用机械
- 搬运机器
- 半导体机器
- 测量设备
- 拾放机器人
- 医疗行业
- 包装机
- 纺织机械
- General machinery
- Handling machines
- Semi-conductor machines
- Measuring equipment
- Pick & place robots
- Medical industries
- Packaging machines
- Textile machines

# DURAMOV® Plastic Cable Carriers

## DURAMOV® 塑料电缆拖链

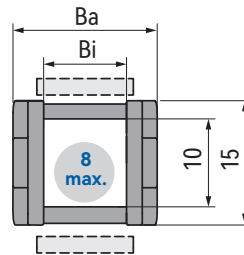
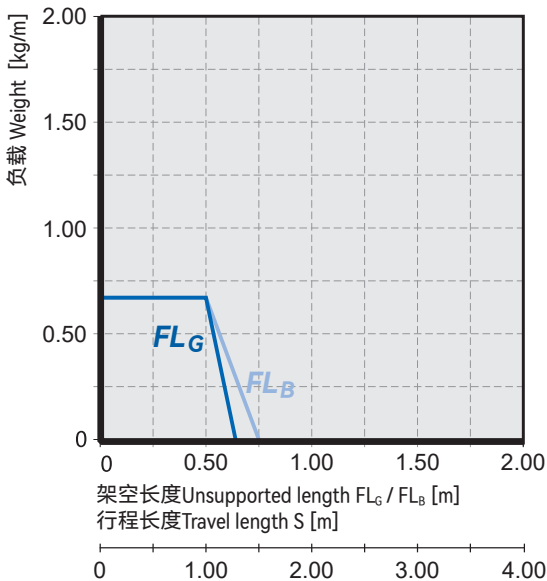
### C31.10 微型可打开电缆拖链 Micro cable carriers, openable along one side



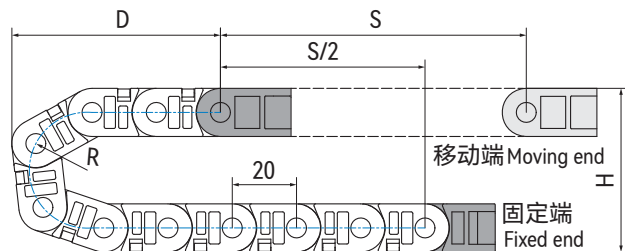
#### 标准尺寸 Standard dimensions

产品编码 Part No.	内宽 Bi Inner width [mm]	外宽 Ba Outer width [mm]	内高 Hi Inner height [mm]	外高 Ha Outer height [mm]	弯曲半径 R Bend radius [mm]			重量 Weight [kg/m]
C31.10.10	10	17.4	10	15	018	028	038	0.14
C31.10.16	16	23.4	10	15	018	028	038	0.16
C31.10.20	20	27.4	10	15	018	028	038	0.17
C31.10.30	30	37.4	10	15	018	028	038	0.20

#### 安装尺寸 Installation dimensions



内高 Inner height  $B_i$ : 10mm  
 节距 Link pitch T: 20mm  
 链节数 Link quantity: 50pcs/m  
 安装高度 Clearance height  $H_f$ :  $H+10$ mm  
 拖链长度 Carrier length:  $S/2+K$



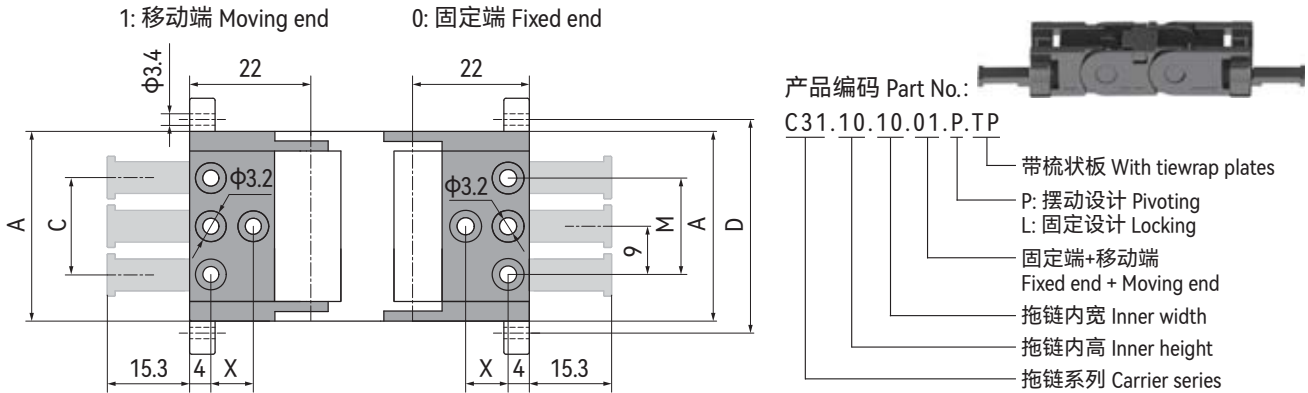
\*如果安装空间受到限制请咨询CSB®. Please consult CSB® if space is particularly restricted.

R	018	028	038
H	51	71	91
D	56	66	76
K	100	130	160

实际安装高度 The required clearance height:  $H_f=H+10$ mm (负载 Fill weight 0.75kg/m)

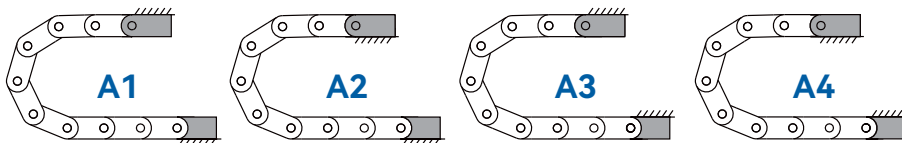


## 拖链接头尺寸 Mounting bracket dimensions



无梳状板接头编码 Without tiwrap plates (固定 Locking)	带梳状板接头编码 With tiwrap plates (固定 Locking)	无梳状板接头编码 Without tiwrap plates (摆动 Pivoting)	带梳状板接头编码 With tiwrap plates (摆动 Pivoting)	拖链内宽 Inner width Bi [mm]	A [mm]	X [mm]	M [mm]	C [mm]	D [mm]	齿数 Number of teeth [pcs]
C31.10.10.01.L	C31.10.10.01.L.TP	C31.10.10.01.P	C31.10.10.01.P.TP	10	17.4	8	/	/	23	1
C31.10.16.01.L	C31.10.16.01.L.TP	C31.10.16.01.P	C31.10.16.01.P.TP	16	23.4	8	/	9	29	2
C31.10.20.01.L	C31.10.20.01.L.TP	C31.10.20.01.P	C31.10.20.01.P.TP	20	27.4	8	/	9	33	2
C31.10.30.01.L	C31.10.30.01.L.TP	C31.10.30.01.P	C31.10.30.01.P.TP	30	37.4	/	22	18	43	3

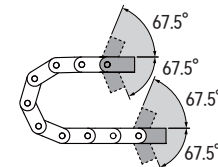
### 接头安装方式 Mounting bracket installation optional



\*C31.10拖链接头安装方式示意图 Possible installation configurations

\*A1|A2|A3|A4订购预装配拖链请注明安装方式 Please indicate installation code for pre-assembled carriers

### C31.10.Bi.01.P



\*推荐架空长行程拖行应用

For unsupported and gliding applications

## 技术参数 Installation dimensions

	架空长度 Unsupported length	≤ 0.7m	速度/加速度 Speed / acceleration FL <sub>C</sub>	≤ 3 [m/s] / 8 [m/s <sup>2</sup> ]
	滑行距离 Sliding length	不适用 Inapplicable	速度/加速度 Speed / acceleration FL <sub>B</sub>	≤ 2 [m/s] / 4 [m/s <sup>2</sup> ]
	竖直悬挂 Vertical hanging	≤ 5m	滑行速度/加速度 Sliding speed / acceleration	不适用 Inapplicable
	垂直站立 Vertical standing	≤ 0.5m	允许温度 Permitted temperature	-40°C ~120°C
	侧向架空 Side-unsupported length	≤ 0.5m	阻燃等级 Flammability Class	UL94 HB

## 预装拖链订购编码 Order code for pre-assembled cable carriers

拖链本体 Body					选配 Optional		
<b>C31.10.10.018.020.N/W.A1L.TP</b>							
拖链系列 Carrier series	内高 Inner height	内宽 Inner width	弯曲半径 Bend radius	链节数量 Link quantity	打开方向 Open direction	接头与安装形式 Mounting bracket & installation type	带梳状板 With tiwrap plates

# DURAMOV® Plastic Cable Carriers

## DURAMOV® 塑料电缆拖链

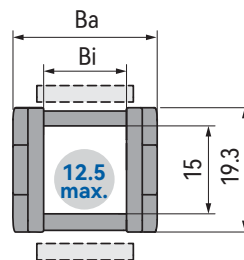
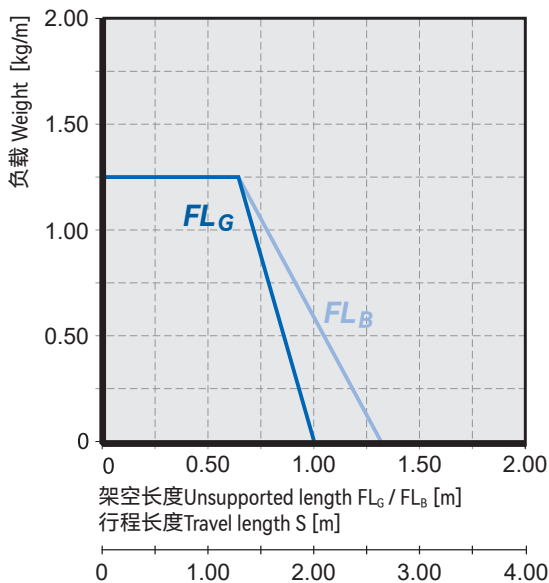
### C31.15 微型可打开电缆拖链 Micro cable carriers, openable along one side



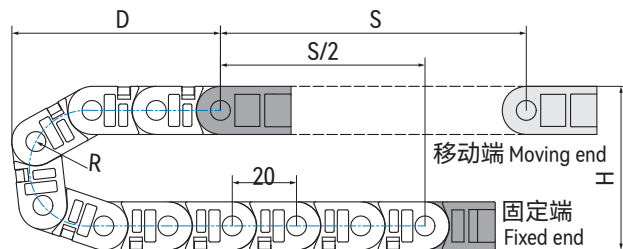
#### 标准尺寸 Standard dimensions

产品编码 Part No.	内宽 Bi Inner width [mm]	外宽 Ba Outer width [mm]	内高 Hi Inner height [mm]	外高 Ha Outer height [mm]	弯曲半径 R Bend radius [mm]			重量 Weight [kg/m]
C31.15.16	16	23.8	15	19.3	028	038	048	0.20
C31.15.20	20	27.8	15	19.3	028	038	048	0.21
C31.15.30	30	37.8	15	19.3	028	038	048	0.24
C31.15.40	40	47.8	15	19.3	028	038	048	0.26
C31.15.50	50	57.8	15	19.3	028	038	048	0.29

#### 安装尺寸 Installation dimensions



内高 Inner height  $Bi$ : 15mm  
节距 Link pitch  $T$ : 20mm  
链节数 Link quantity: 50pcs/m  
安装高度 Clearance height  $H_f$ :  $H+15$ mm  
拖链长度 Carrier length:  $S/2+K$



\*如果安装空间受到限制请咨询CSB®. Please consult CSB® if space is particularly restricted.

R	028	038	048
H	75	95	115
D	68	78	88
K	130	160	195

实际安装高度 The required clearance height:  $H_f=H+15$ mm (负载 Fill weight 1.25kg/m)

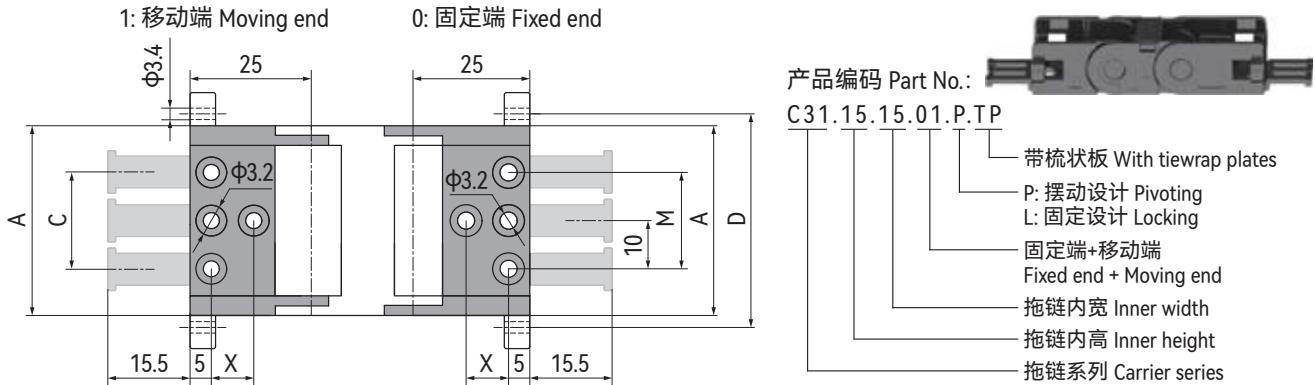
C31.15

DURAMOV®

www.csb-ep.com  
sales@csb-ep.com

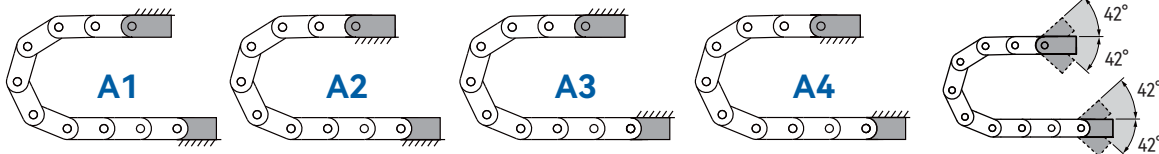
电话: 0573 84186133/84185527  
Tel: 0086 573 84187009

## 拖链接头尺寸 Mounting bracket dimensions



无梳收板接头编码 Without tie-wrap plates (固定 Locking)	带梳收板接头编码 With tie-wrap plates (固定 Locking)	无梳收板接头编码 Without tie-wrap plates (摆动 Pivoting)	带梳收板接头编码 With tie-wrap plates (摆动 Pivoting)	拖链内宽 Inner width Bi [mm]	A [mm]	X [mm]	M [mm]	C [mm]	D [mm]	齿数 Number of teeth [pcs]
C31.15.16.01.L	C31.15.16.01.L.TP	C31.15.16.01.P	C31.15.16.01.P.TP	16	23.8	8	/	10	29	2
C31.15.20.01.L	C31.15.20.01.L.TP	C31.15.20.01.P	C31.15.20.01.P.TP	20	27.8	8	/	10	33	2
C31.15.30.01.L	C31.15.30.01.L.TP	C31.15.30.01.P	C31.15.30.01.P.TP	30	37.8	/	22	20	43	3
C31.15.40.01.L	C31.15.40.01.L.TP	C31.15.40.01.P	C31.15.40.01.P.TP	40	47.8	/	32	30	53	4
C31.15.50.01.L	C31.15.50.01.L.TP	C31.15.50.01.P	C31.15.50.01.P.TP	50	57.8	/	42	40	63	5

### 接头安装方式 Mounting bracket installation optional



\*C31.15拖链接头安装方式示意图 Possible installation configurations

\*A1|A2|A3|A4订购预装配拖链请注明安装方式 Please indicate installation code for pre-assembled carriers

\*推荐架空长行程拖行应用 For unsupported and gliding applications

### 技术参数 Installation dimensions

	架空长度 Unsupported length	≤ 1m	速度/加速度 Speed / acceleration FL <sub>C</sub>	≤ 3 [m/s] / 8 [m/s <sup>2</sup> ]
	滑行距离 Sliding length	不适用 Inapplicable	速度/加速度 Speed / acceleration FL <sub>B</sub>	≤ 2 [m/s] / 4 [m/s <sup>2</sup> ]
	竖直悬挂 Vertical hanging	≤ 5m	滑行速度/加速度 Sliding speed / acceleration	不适用 Inapplicable
	垂直站立 Vertical standing	≤ 0.5m	允许温度 Permitted temperature	-40°C ~120°C
	侧向架空 Side-unsupported length	≤ 0.5m	阻燃等级 Flammability Class	UL94 HB

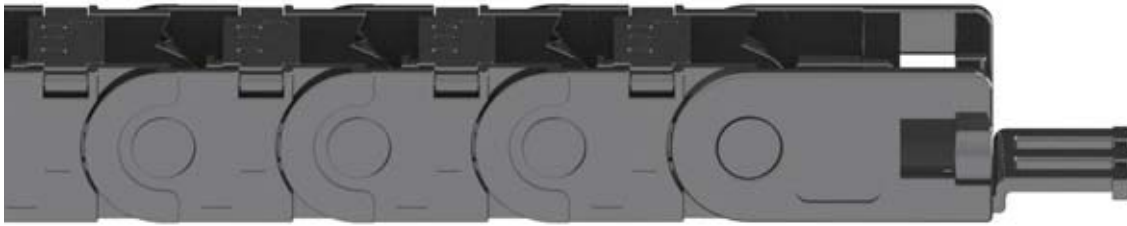
### 预装拖链订购编码 Order code for pre-assembled cable carriers

拖链本体 Body					选配 Optional		
<b>C31.15.16.028.020.N/W.A1L.TP</b>							
拖链系列 Carrier series	内高 Inner height	内宽 Inner width	弯曲半径 Bend radius	链节数量 Link quantity	打开方向 Open direction	接头与安装形式 Mounting bracket & installation type	带梳收板 With tie-wrap plates

# DURAMOV® Plastic Cable Carriers

## DURAMOV® 塑料电缆拖链

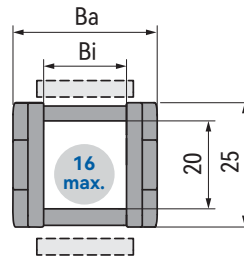
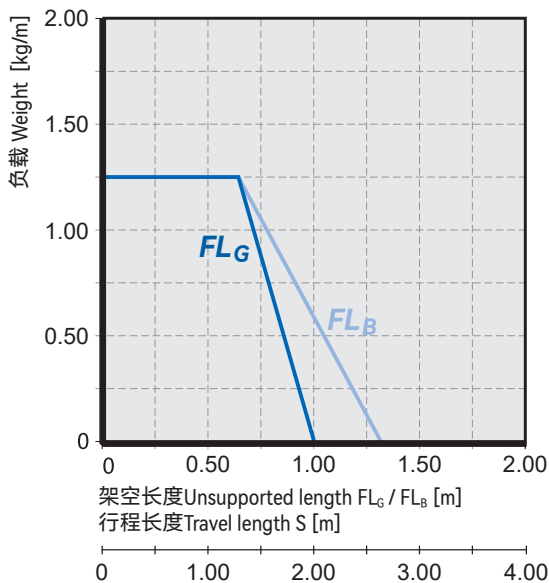
### C31.20 微型可打开电缆拖链 Micro cable carriers, openable along one side



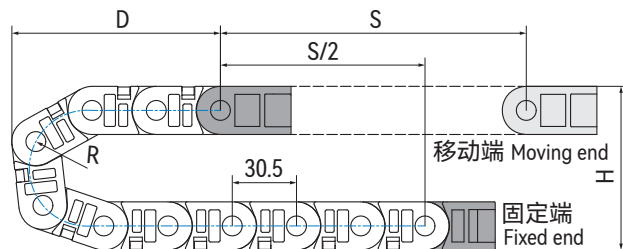
#### 标准尺寸 Standard dimensions

产品编码 Part No.	内宽 Bi Inner width [mm]	外宽 Ba Outer width [mm]	内高 Hi Inner height [mm]	外高 Ha Outer height [mm]	弯曲半径 R Bend radius [mm]			重量 Weight [kg/m]
C31.20.20	20	31	20	25	028	038	048	0.30
C31.20.25	25	36	20	25	028	038	048	0.31
C31.20.38	38	49	20	25	028	038	048	0.32
C31.20.50	50	61	20	25	028	038	048	0.33

#### 安装尺寸 Installation dimensions



内高 Inner height  $B_i$ : 20mm  
 节距 Link pitch T: 30.5mm  
 链节数 Link quantity: 33pcs/m  
 安装高度 Clearance height  $H_f$ :  $H+20$ mm  
 拖链长度 Carrier length:  $S/2+K$



\*如果安装空间受到限制请咨询CSB®. Please consult CSB® if space is particularly restricted.

	028	038	048
R	028	038	048
H	81	101	121
D	86	96	106
K	150	185	215

实际安装高度 The required clearance length height:  $H_f=H+20$ mm (负载 Fill weight 1.25kg/m)

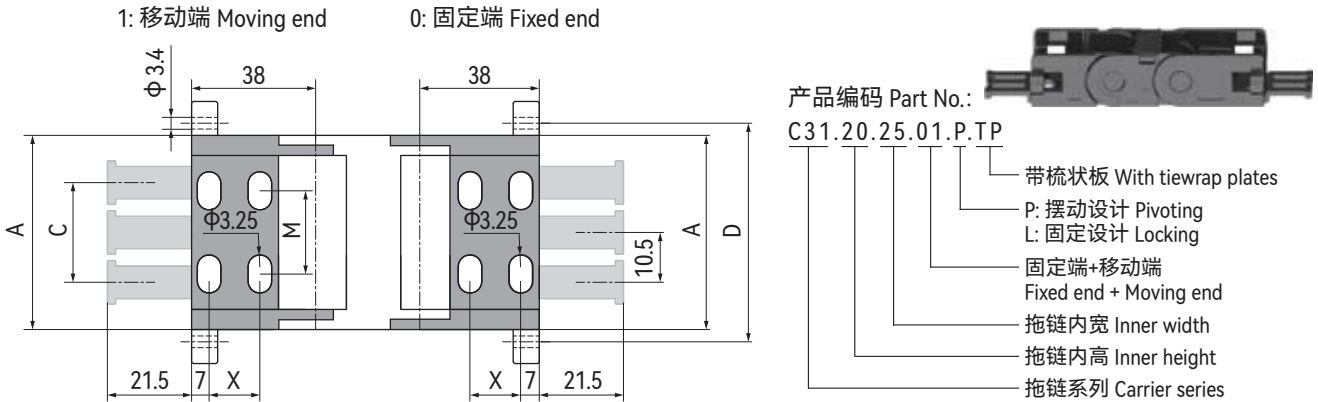
C31.20

DURAMOV®

www.csb-ep.com  
sales@csb-ep.com

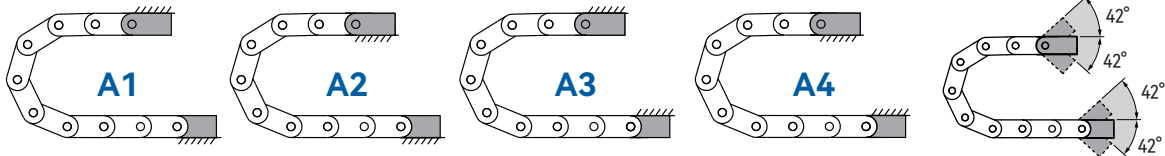
电话: 0573 84186133/84185527  
Tel: 0086 573 84187009

## 拖链接头尺寸 Mounting bracket dimensions



无梳状板接头编码 Without tiwrap plates (固定 Locking)	带梳状板接头编码 With tiwrap plates (固定 Locking)	无梳状板接头编码 Without tiwrap plates (摆动 Pivoting)	带梳状板接头编码 With tiwrap plates (摆动 Pivoting)	拖链内宽 Inner width Bi [mm]	A [mm]	X [mm]	M [mm]	C [mm]	D [mm]	齿数 Number of teeth [pcs]
C31.20.20.01.L	C31.20.20.01.L.TP	C31.20.20.01.P	C31.20.20.01.P.TP	20	31.3	14	5	10.5	36.9	2
C31.20.25.01.L	C31.20.25.01.L.TP	C31.20.25.01.P	C31.20.25.01.P.TP	25	36.3	14	10	21	41.9	3
C31.20.38.01.L	C31.20.38.01.L.TP	C31.20.38.01.P	C31.20.38.01.P.TP	38	49.3	14	23	31.5	54.9	4
C31.20.50.01.L	C31.20.50.01.L.TP	C31.20.50.01.P	C31.20.50.01.P.TP	50	61.3	14	35	42	66.9	5

## 接头安装方式 Mounting bracket installation optional



\*C31.20拖链接头安装方式示意图 Possible installation configurations

\*A1|A2|A3|A4订购预装配拖链请注明安装方式 Please indicate installation code for pre-assembled carriers

\*推荐架空长行程拖行应用 For unsupported and gliding applications

## 技术参数 Installation dimensions

	架空长度 Unsupported length	≤ 1m	速度/加速度 Speed / acceleration FL <sub>C</sub>	≤ 3 [m/s] / 8 [m/s <sup>2</sup> ]
	滑行距离 Sliding length	不适用 Inapplicable	速度/加速度 Speed / acceleration FL <sub>B</sub>	≤ 2 [m/s] / 4 [m/s <sup>2</sup> ]
	竖直悬挂 Vertical hanging	≤ 5m	滑行速度/加速度 Sliding speed / acceleration	不适用 Inapplicable
	垂直站立 Vertical standing	≤ 0.5m	允许温度 Permitted temperature	-40°C ~120°C
	侧向架空 Side-unsupported length	≤ 0.5m	阻燃等级 Flammability Class	UL94 HB

## 预装拖链订购编码 Order code for pre-assembled cable carriers

拖链本体 Body					选配 Optional		
<b>C31.20.25.028.020.N/W.A1L.TP</b>							
拖链系列 Carrier series	内高 Inner height	内宽 Inner width	弯曲半径 Bend radius	链节数量 Link quantity	打开方向 Open direction	接头与安装形式 Mounting bracket & installation type	带梳状板 With tiwrap plates

# DURAMOV® Plastic Cable Carriers

DURAMOV® 塑料电缆拖链

## C02 通用型电缆拖链 Universal cable carriers

C02通用型电缆拖链是应用范围广泛的产品，简单而多功能的组装结合坚固性，高强度配合更安静的运动，更长的电缆寿命和许多安装选项。

C02 universal cable carriers for a wide range of applications, easy and versatile assembly combined with ruggedness - high strength paired with quieter motion - long cable life and many mounting options.



多种打开方式  
Multiple opening methods



阻燃等级 Flammability Class  
UL94 HB



符合CE 标准 certification



RoHS认证 certification



根据需求提供ESD抗静电荷/防爆版拖链C02E  
Electrically conductive ESD/ATEX version C02E upon request

大销孔固定  
Large bore for fixing with bolts

内高18-45mm，内宽38-250mm  
Inner height from 18mm to 45mm,  
Inner width from 38mm to 250mm

特殊设计实现多种打开方式  
Special design for multiple  
opening method

可选配去分隔片  
With separators are available

高强度与稳定性连接设计  
High strength and stability  
connection design

可选配去应力元件  
With strain reliefs  
are available



C02

DURAMOV®

www.csb-ep.com  
sales@csb-ep.com

电话: 0573 84186133/84185527  
Tel: 0086 573 84187009

## 标准尺寸 Standard dimensions

通用型电缆拖链 Universal cable carriers	产品编码 Part No.	内宽 Bi Inner width [mm]	外宽 Ba Outer width [mm]	内高 Hi Inner height [mm]	外高 Ha Outer height [mm]	弯曲半径 R Bend radius [mm]	架空长度 Unsupported length [m]	页码 Page
	C02.18	38-125	54-141	18	28	38-150	≤1.8	P54
	C02.25	38-125	54-141	25	35	55-250	≤2.4	P57
	C02.35	50-150	66-194	35	50	63-250	≤2.8	P60
	C02.45	75-175	95-270	45	64	75-300	≤3.7	P63

## 安装说明 Installation



对准位置  
Position and...



推入与销卡合  
Push, click and snap in pin



横杆插入铰链  
Hinged crossbars



旋转横杆到另一侧  
swiveling crossbar to another side



拇指即可快速闭合  
Fast closing by a thumb

## 典型适用行业和应用 Typical Applicable Industries and Applications

- 通用机械
- 塑料处理机
- General machinery
- Plastic handling machines
- 工程机械
- 半导体机器
- Construction machinery
- Semi-conductor machines
- 打印机和绘图仪
- 玻璃机器
- Printer and plotter
- Glass machines
- 搬运机器
- 有限长行程应用
- Handling machines
- Limited long travel applications

# DURAMOV® Plastic Cable Carriers

## DURAMOV® 塑料电缆拖链

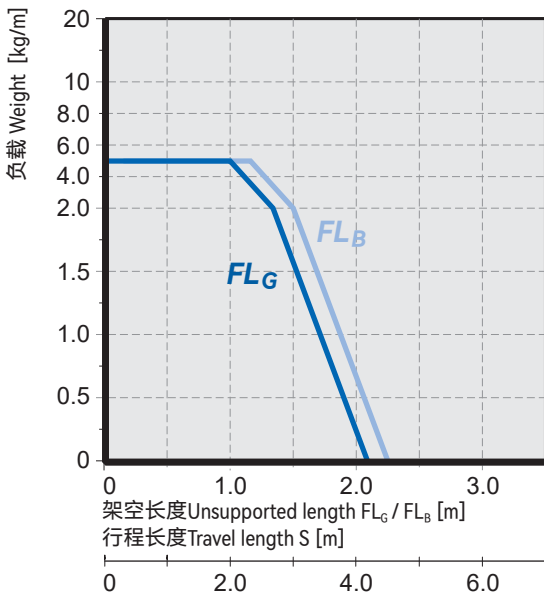
### C02.18 通用型电缆拖链 Universal cable carriers



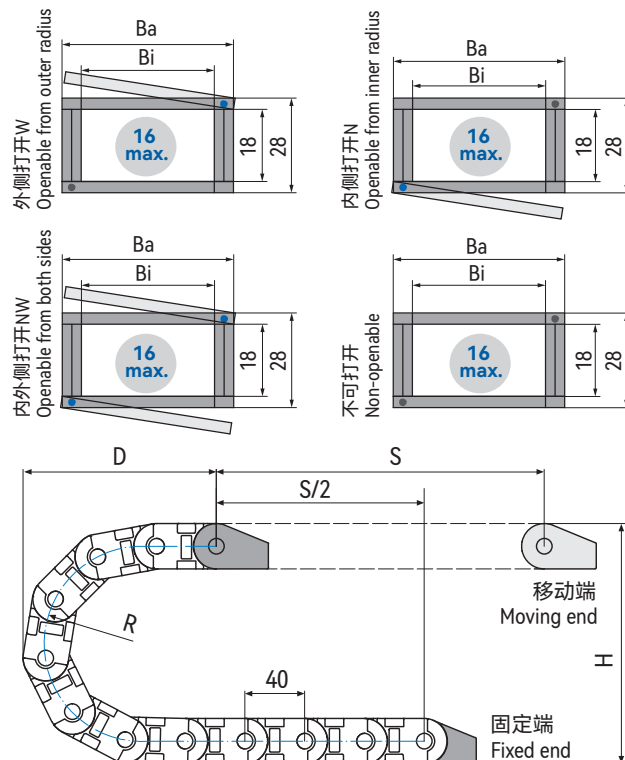
#### 标准尺寸 Standard dimensions

产品编码 Part No.	内宽 Bi	外宽 Ba	内高 Hi	外高 Ha	弯曲半径 R						重量
	Inner width [mm]	Outer width [mm]	Inner height [mm]	Outer height [mm]	Bend radius [mm]						Weight [kg/m]
C02.18.035	38	54	18	28	038	048	075	100	125	150	0.68
C02.18.045	48	64	18	28	038	048	075	100	125	150	0.73
C02.18.055	57	73	18	28	038	048	075	100	125	150	0.78
C02.18.065	67	83	18	28	038	048	075	100	125	150	0.83
C02.18.075	77	93	18	28	038	048	075	100	125	150	0.88
C02.18.085	87	103	18	28	038	048	075	100	125	150	0.93
C02.18.100	103	119	18	28	038	048	075	100	125	150	1.00
C02.18.125	125	141	18	28	038	048	075	100	125	150	1.13

#### 安装尺寸 Installation dimensions



内高 Inner height Bi: 18mm  
 节距 Link pitch T: 40mm  
 链节数 Link quantity: 25pcs/m  
 安装高度 Clearance height H<sub>f</sub>: H+18mm  
 拖链长度 Carrier length: S/2+K



\*如果架空长度超限,拖链自滑行需要采用导向槽P84.  
 If the unsupported length is exceeded, the cable carrier must glide on itself. This requires a guide trough P84.

C02.18

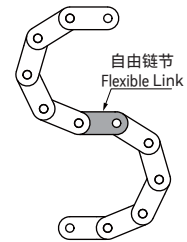
DURAMOV®

www.csb-ep.com  
 sales@csb-ep.com

电话: 0573 84186133/84185527  
 Tel: 0086 573 84187009



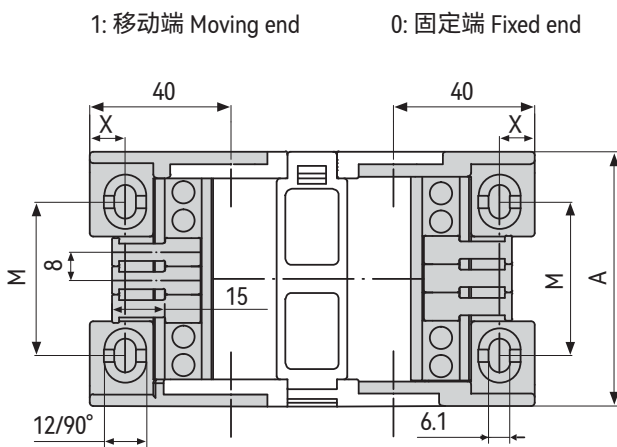
R	038	048	075	100	125	150
H	104	124	175	228	278	328
D	88	101	130	153	179	204
K	200	230	315	395	473	551



\*可S型站立  
\*S-shaped Standing

实际安装高度 The required clearance height:  $H_f = H + 25\text{mm}$  (负载 Fill weight 1.5kg/m)

### 拖链接头尺寸 Mounting bracket dimensions

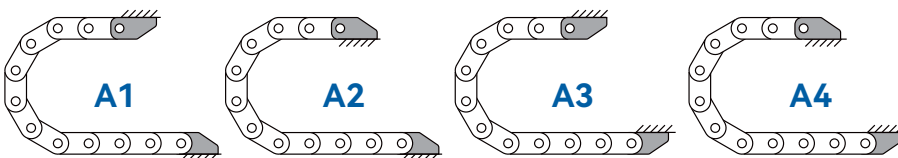


产品编码 Part No.:  
C02.18.055.01.P.C.TE

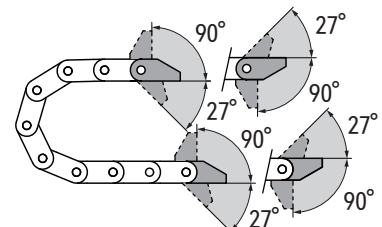
- 去应力件 Tiewrap elements
- C型槽 C-profile supporter
- P: 摆动设计 Pivoting
- L: 固定设计 Locking
- 固定端+移动端  
Fixed end + Moving end
- 拖链内宽 Inner width
- 拖链内高 Inner height
- 拖链系列 Carrier series

产品编码 (固定) Part No. Locking	产品编码 (摆动) Part No. Pivoting	拖链内宽 Inner width Bi [mm]	A [mm]	X [mm]	M [mm]	去应力件 Tiewrap elements [pcs]
C02.18.035.01.L.C.TE	C02.18.035.01.P.C.TE	38	54	9	24.5	4
C02.18.045.01.L.C.TE	C02.18.045.01.P.C.TE	48	64	9	34.5	5
C02.18.055.01.L.C.TE	C02.18.055.01.P.C.TE	57	73	9	43.5	6
C02.18.065.01.L.C.TE	C02.18.065.01.P.C.TE	67	81	9	53.5	7
C02.18.075.01.L.C.TE	C02.18.075.01.P.C.TE	77	93	9	63.5	9
C02.18.085.01.L.C.TE	C02.18.085.01.P.C.TE	87	101	9	73.5	10
C02.18.100.01.L.C.TE	C02.18.100.01.P.C.TE	103	119	9	89.5	12
C02.18.125.01.L.C.TE	C02.18.125.01.P.C.TE	125	141	9	111.5	14

### 接头安装方式 Mounting bracket installation optional



### C02.18.Bi.01.PC



\*C02.18拖链接头安装方式示意图 Possible installation configurations

\*A1|A2|A3|A4订购预装配拖链请注明安装方式 Please indicate installation code for pre-assembled carriers

\*推荐架空长行程拖行应用

For unsupported and gliding applications

# DURAMOV® Plastic Cable Carriers

DURAMOV® 塑料电缆拖链

C02.18

## 附件 Accessories

	<p>C02竖分隔片 Vertical separators</p> <p>产品编码Part No.: SV.C02.18</p> <p>*详情Product information: P88</p>		<p>C02 C型支架 C-profile brackets</p> <p>*详情Product information: P94</p>		<p>C02消除应力元件 Tiewrap elements</p> <p>*详情Product information: P96</p>
	<p>横分隔片 Horizontal separators</p> <p>产品编码Part No.: SH.03.12.000</p> <p>*详情Product information: P92</p>				

## 技术参数 Installation dimensions

	架空长度 Unsupported length	≤ 1.8m	速度/加速度 Speed / acceleration FL <sub>C</sub>	≤ 10 [m/s] / 50 [m/s <sup>2</sup> ]
	滑行距离 Sliding length	不适用 Inapplicable	速度/加速度 Speed / acceleration FL <sub>B</sub>	≤ 3 [m/s] / 5 [m/s <sup>2</sup> ]
	竖直悬挂 Vertical hanging	≤ 25m	滑行速度/加速度 Sliding speed / acceleration	不适用 Inapplicable
	垂直站立 Vertical standing	≤ 2.0m	允许温度 Permitted temperature	-40°C ~120°C
	侧向架空 Side-unsupported length	≤ 1.0m	阻燃等级 Flammability Class	UL94 HB

## 预装拖链订购编码 Order code for pre-assembled cable carriers

拖链本体 Body					选配 Optional			附件 Accessories		
<b>C02 . 18 . 035 . 048 . 020</b>					<b>N/W . NC . A1LC</b>			<b>SV0203 . SH01 . TE</b>		
拖链系列 Carrier series	内高 Inner height	内宽 Inner width	弯曲半径 Bend radius	链节数量 Link quantity	打开方向 Open direction	无预紧上拱 Without camber ①	接头与安装形式 Mounting bracket & installation type	竖分隔片 Vertical separators ②	横分隔片 Horizontal separators ③	去应力件 Tie-wrap elements

- ① 根据需求提供无预应力上拱度NC版本拖链 Upon request for NC version without camper
- ② SV0203: 每间隔2pcs空链节安装3pcs竖分隔片 Install 3pcs vertical separators every other 2pcs blank links
- ③ SH01: 横分隔片1pc 默认安装中间孔位 Horizontal separator 1pc installed in the middle hole

C02.18

DURAMOV®

www.csb-ep.com  
sales@csb-ep.com

电话: 0573 84186133/84185527  
Tel: 0086 573 84187009

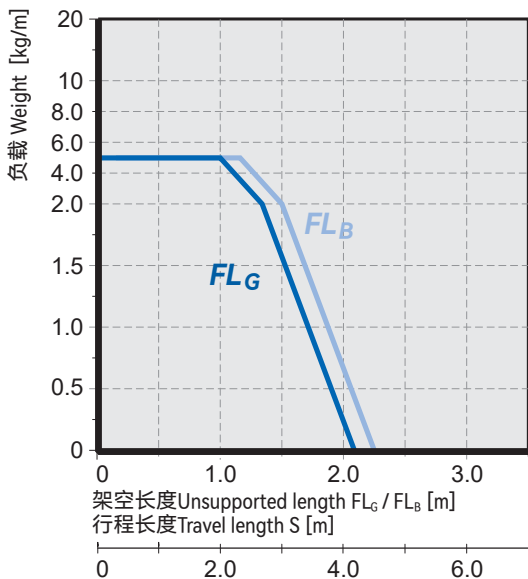
## C02.25 通用型电缆拖链 Universal cable carriers



### 标准尺寸 Standard dimensions

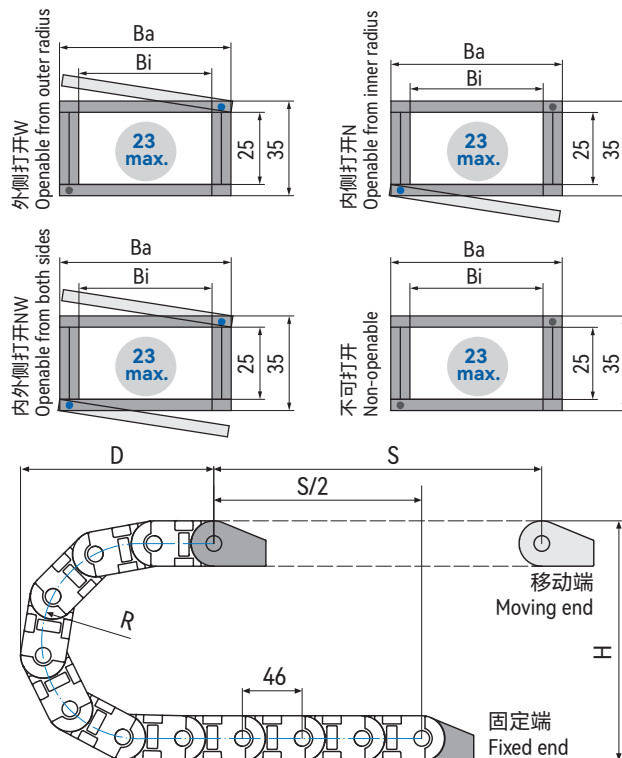
产品编码 Part No.	内宽 Bi		外宽 Ba		内高 Hi		外高 Ha		弯曲半径 R						重量 Weight [kg/m]
	Inner width [mm]	Outer width [mm]	Inner height [mm]	Outer height [mm]	Bend radius [mm]										
C02.25.035	38	54	25	35	055	075	100	125	150	175	200	225	250	0.81	
C02.25.045	48	64	25	35	055	075	100	125	150	175	200	225	250	0.86	
C02.25.055	57	72	25	35	055	075	100	125	150	175	200	225	250	0.91	
C02.25.065	67	83	25	35	055	075	100	125	150	175	200	225	250	0.96	
C02.25.075	77	93	25	35	055	075	100	125	150	175	200	225	250	1.01	
C02.25.085	87	103	25	35	055	075	100	125	150	175	200	225	250	1.06	
C02.25.100	103	119	25	35	055	075	100	125	150	175	200	225	250	1.13	
C02.25.125	125	141	25	35	055	075	100	125	150	175	200	225	250	1.22	

### 安装尺寸 Installation dimensions



内高 Inner height  $B_i$ : 25mm  
节距 Link pitch  $T$ : 46mm  
链节数 Link quantity: 22pcs/m  
安装高度 Clearance height  $H_f$ :  $H+25$ mm  
拖链长度 Carrier length:  $S/2+K$

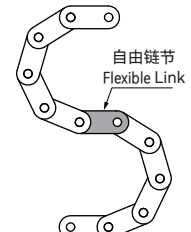
\*如果架空长度超限,拖链自滑行需要采用导向槽P84.  
If the unsupported length is exceeded, the cable carrier must glide on itself. This requires a guide trough P84.



# DURAMOV® Plastic Cable Carriers

## DURAMOV® 塑料电缆拖链

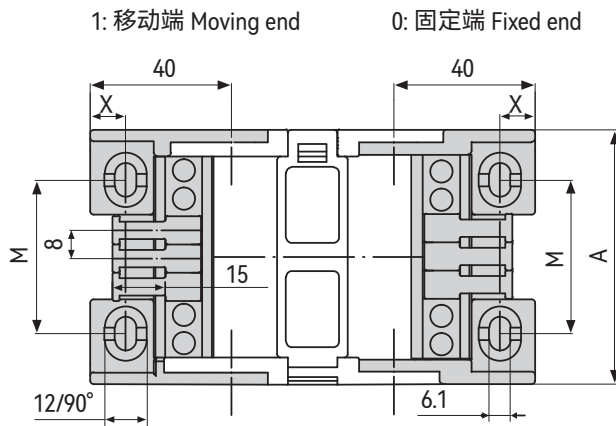
R	055	075	100	125	150	175	200	225	250
H	145	185	235	285	335	385	435	485	535
D	142	162	187	212	237	262	287	312	337
K	265	330	410	485	565	645	725	800	880



\*可S型站立  
\*S-shaped Standing

实际安装高度 The required clearance height:  $H_f = H + 25\text{mm}$  (负载 Fill weight 1.5kg/m)

### 拖链接头尺寸 Mounting bracket dimensions

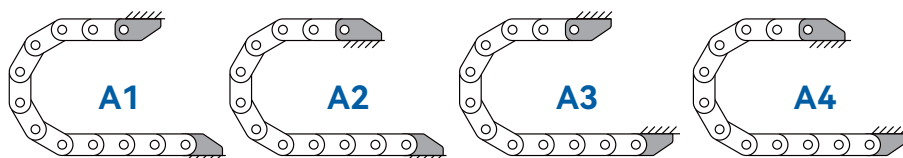


产品编码 Part No.:  
C02.25.055.01.P.C.TE

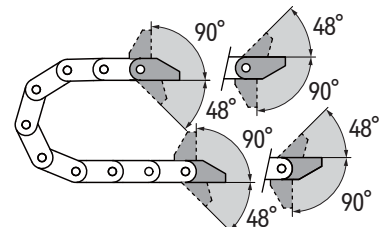
- 去应力件 Tiewrap elements
- C型槽 C-profile supporter
- P: 摆动设计 Pivoting
- L: 固定设计 Locking
- 固定端+移动端 Fixed end + Moving end
- 拖链内宽 Inner width
- 拖链内高 Inner height
- 拖链系列 Carrier series

产品编码 (固定) Part No. Locking	产品编码 (摆动) Part No. Pivoting	拖链内宽 Inner width Bi [mm]	A [mm]	X [mm]	M [mm]	去应力件 Tiewrap elements [pcs]
C02.25.035.01.L.C.TE	C02.25.035.01.P.C.TE	38	55	10	25	4
C02.25.045.01.L.C.TE	C02.25.045.01.P.C.TE	48	65	10	35	5
C02.25.055.01.L.C.TE	C02.25.055.01.P.C.TE	57	74	10	44	7
C02.25.065.01.L.C.TE	C02.25.065.01.P.C.TE	67	82	10	52	8
C02.25.075.01.L.C.TE	C02.25.075.01.P.C.TE	77	94	10	64	9
C02.25.085.01.L.C.TE	C02.25.085.01.P.C.TE	87	102	10	72	10
C02.25.100.01.L.C.TE	C02.25.100.01.P.C.TE	103	120	10	90	12
C02.25.125.01.L.C.TE	C02.25.125.01.P.C.TE	125	142	10	112	15

### 接头安装方式 Mounting bracket installation optional



### C02.25.Bi.01.PC



\*C02.25拖链接头安装方式示意图 Possible installation configurations

\*A1|A2|A3|A4订购预装配拖链请注明安装方式 Please indicate installation code for pre-assembled carriers

\*推荐架空长行程拖行应用

For unsupported and gliding applications

C02.25

DURAMOV®

www.csb-ep.com  
sales@csb-ep.com

电话: 0573 84186133/84185527  
Tel: 0086 573 84187009

**附件 Accessories**

		<p>C02竖分隔片 Vertical separators</p> <p>产品编码Part No.: SV.C02.25</p> <p>*详情Product information: P88</p>	<p>C02 C型支架 C-profile brackets</p> <p>*详情Product information: P94</p>	<p>C02消除应力元件 Tiewrap elements</p> <p>*详情Product information: P96</p>
		<p>横分隔片 Horizontal separators</p> <p>产品编码Part No.: SH.03.12.000</p> <p>*详情Product information: P92</p>		

**技术参数 Installation dimensions**

	架空长度 Unsupported length $\leq 2.4\text{m}$	速度/加速度 Speed / acceleration $FL_G \leq 10 \text{ [m/s]} / 50 \text{ [m/s}^2\text{]}$
	滑行距离 Sliding length 不适用 Inapplicable	速度/加速度 Speed / acceleration $FL_B \leq 3 \text{ [m/s]} / 5 \text{ [m/s}^2\text{]}$
	竖直悬挂 Vertical hanging $\leq 30\text{m}$	滑行速度/加速度 Sliding speed / acceleration 不适用 Inapplicable
	垂直站立 Vertical standing $\leq 2.5\text{m}$	允许温度 Permitted temperature $-40^\circ\text{C} \sim 120^\circ\text{C}$
	侧向架空 Side-unsupported length $\leq 1.0\text{m}$	阻燃等级 Flammability Class UL94 HB

**预装拖链订购编码 Order code for pre-assembled cable carriers**

拖链本体 Body					选配 Optional			附件 Accessories		
<b>C02 . 25 . 035 . 075 . 020 .</b>					<b>N/W . NC . A1LC .</b>			<b>SV0203 . SH01 . TE</b>		
拖链系列 Carrier series	内高 Inner height	内宽 Inner width	弯曲半径 Bend radius	链节数量 Link quantity	打开方向 Open direction	无预紧上拱 Without camber ①	接头与安装形式 Mounting bracket & installation type	竖分隔片 Vertical separators ②	横分隔片 Horizontal separators ③	去应力件 Tie-wrap elements

- ① 根据需求提供无预应力上拱度NC版本拖链 Upon request for NC version without camper
- ② SV0203: 每间隔2pcs空链节安装3pcs竖分隔片 Install 3pcs vertical separators every other 2pcs blank links
- ③ SH01: 横分隔片1pc 默认安装中间孔位 Horizontal separator 1pc installed in the middle hole

# DURAMOV® Plastic Cable Carriers

## DURAMOV® 塑料电缆拖链

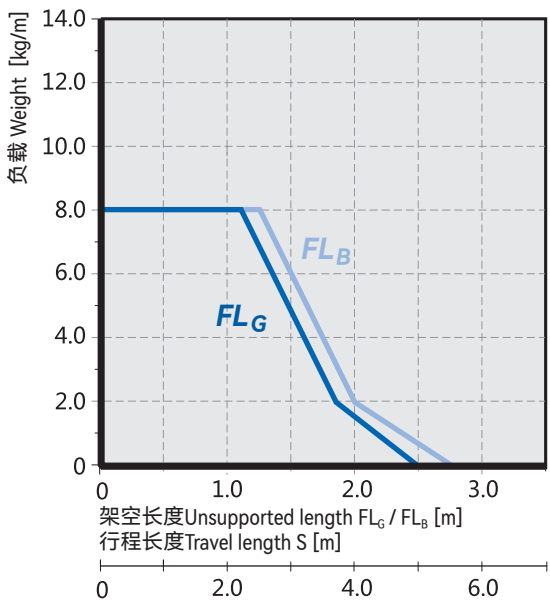
### C02.35 通用型电缆拖链 Universal cable carriers



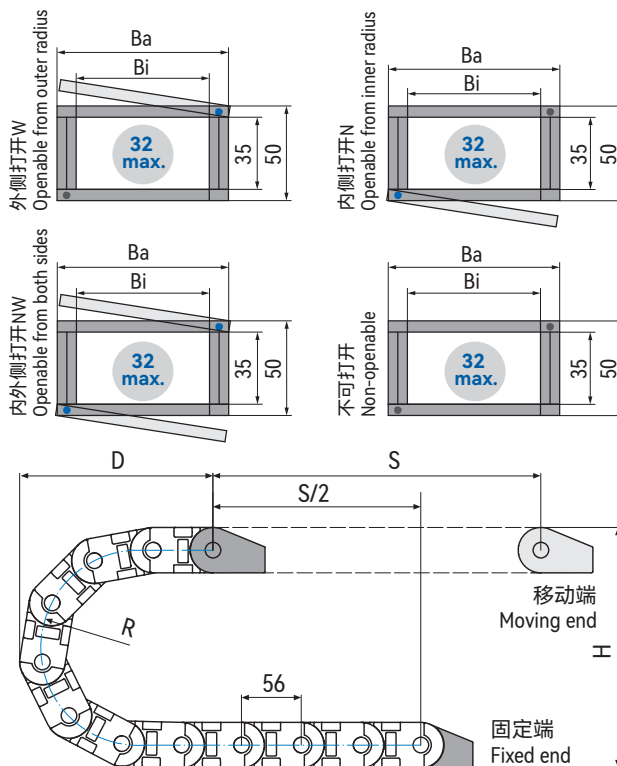
### 标准尺寸 Standard dimensions

产品编码 Part No.	内宽 Bi		外宽 Ba		内高 Hi		外高 Ha		弯曲半径 R						重量
	Inner width [mm]	Outer width [mm]	Inner height [mm]	Outer height [mm]	Bend radius [mm]	Weight [kg/m]									
C02.35.050	50	66	35	50	063	075	100	125	150	175	200	250	1.17		
C02.35.060	60	76	35	50	063	075	100	125	150	175	200	250	1.25		
C02.35.075	75	91	35	50	063	075	100	125	150	175	200	250	1.3		
C02.35.100	100	116	35	50	063	075	100	125	150	175	200	250	1.39		
C02.35.125	125	141	35	50	063	075	100	125	150	175	200	250	1.48		
C02.35.150	150	166	35	50	063	075	100	125	150	175	200	250	1.62		

### 安装尺寸 Installation dimensions



内高 Inner height Bi: 35mm  
 节距 Link pitch T: 56mm  
 链节数 Link quantity: 18pcs/m  
 安装高度 Clearance height H<sub>f</sub>: H+35mm  
 拖链长度 Carrier length: S/2+K



\*如果架空长度超限,拖链自滑行需要采用导向槽P84.  
 If the unsupported length is exceeded, the cable carrier musglide on itself This requires a guide trough P84.

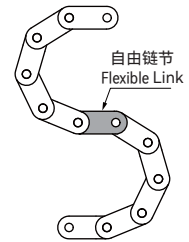
C02.35

DURAMOV®

www.csb-ep.com  
 sales@csb-ep.com

电话: 0573 84186133/84185527  
 Tel: 0086 573 84187009

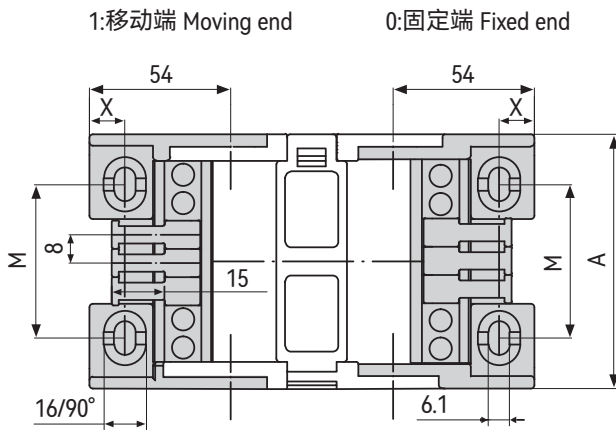
R	063	075	100	125	150	175	200	250
H	176	200	250	300	350	400	450	550
D	172	184	209	234	259	284	309	359
K	310	350	430	505	585	665	745	900



\*可S型站立  
\*S-shaped Standing

实际安装高度 The required clearance height:  $H_f = H + 25\text{mm}$  (负载 Fill weight 1.5kg/m)

### 拖链接头尺寸 Mounting bracket dimensions

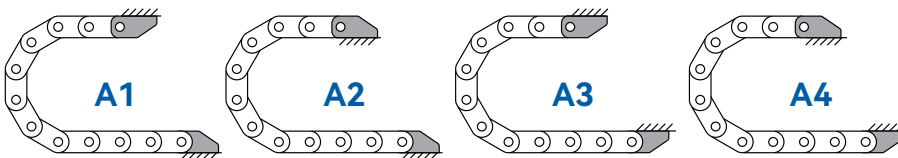


产品编码 Part No.:  
C02.35.050.01.P.C.TE

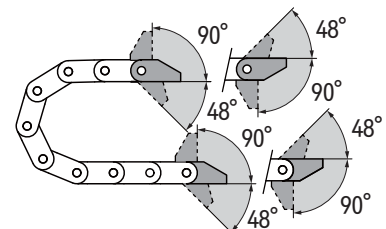
- 去应力件 Tiewrap elements
- C型槽 C-profile supporter
- P: 摆动设计 Pivoting
- L: 固定设计 Locking
- 固定端+移动端  
Fixed end + Moving end
- 拖链内宽 Inner width
- 拖链内高 Inner height
- 拖链系列 Carrier series

产品编码 (固定) Part No. Locking	产品编码 (摆动) Part No. Pivoting	拖链内宽 Inner width Bi [mm]	A [mm]	X [mm]	M [mm]	去应力件 Tiewrap elements [pcs]
C02.35.050.01.L.C.TE	C02.35.050.01.P.C.TE	50	68	17	30	5
C02.35.060.01.L.C.TE	C02.35.060.01.P.C.TE	60	78	17	40	6
C02.35.075.01.L.C.TE	C02.35.075.01.P.C.TE	75	93	17	55	8
C02.35.100.01.L.C.TE	C02.35.100.01.P.C.TE	100	116	17	80	11
C02.35.125.01.L.C.TE	C02.35.125.01.P.C.TE	125	143	17	105	14
C02.35.150.01.L.C.TE	C02.35.150.01.P.C.TE	150	168	17	130	17

### 接头安装方式 Mounting bracket installation optional



### C02.35.Bi.01.PC



\*C02.35拖链接头安装方式示意图 Possible installation configurations

\*A1|A2|A3|A4订购预装配拖链请注明安装方式 Please indicate installation code for pre-assembled carriers

\*推荐架空长行程拖行应用

For unsupported and gliding applications

# DURAMOV® Plastic Cable Carriers

DURAMOV® 塑料电缆拖链

C02.35

## 附件 Accessories

	<p>C02竖分隔片 Vertical separators</p> <p>产品编码Part No.: SVC02.35</p> <p>*详情Product information: P88</p>	 <p>C02 C型支架 C-profile brackets</p> <p>*详情Product information: P94</p>	 <p>C02消除应力元件 Tiewrap elements</p> <p>*详情Product information: P96</p>
	<p>横分隔片 Horizontal separators</p> <p>产品编码Part No.: SH.03.12.000</p> <p>*详情Product information: P92</p>	 <p>扩展波纹管支架 Bellows expansion brackets</p> <p>*详情Product information: P101</p>	

## 技术参数 Installation dimensions

	<p>架空长度 Unsupported length</p> <p>≤ 2.8m</p>	<p>速度/加速度 Speed / acceleration FL<sub>G</sub></p> <p>≤ 10 [m/s] / 50 [m/s<sup>2</sup>]</p>
	<p>滑行距离 Sliding length</p> <p>不适用 Inapplicable</p>	<p>速度/加速度 Speed / acceleration FL<sub>B</sub></p> <p>≤ 3 [m/s] / 6 [m/s<sup>2</sup>]</p>
	<p>竖直悬挂 Vertical hanging</p> <p>≤ 40m</p>	<p>滑行速度/加速度 Sliding speed / acceleration</p> <p>不适用 Inapplicable</p>
	<p>垂直站立 Vertical standing</p> <p>≤ 3.0m</p>	<p>允许温度 Permitted temperature</p> <p>-40°C ~120°C</p>
	<p>侧向架空 Side-unsupported length</p> <p>≤ 1.5m</p>	<p>阻燃等级 Flammability Class</p> <p>UL94 HB</p>

## 预装拖链订购编码 Order code for pre-assembled cable carriers

拖链本体 Body					选配 Optional			附件 Accessories		
<b>C02 . 35 . 075 . 075 . 020 .</b>					<b>N/W . NC . A1LC .</b>			<b>SV0203 . SH01 . TE</b>		
拖链系列 Carrier series	内高 Inner height	内宽 Inner width	弯曲半径 Bend radius	链节数量 Link quantity	打开方向 Open direction	无预紧上拱 Without camber	接头与安装形式 Mounting bracket & installation type	竖分隔片 Vertical separators	横分隔片 Horizontal separators	去应力元件 Tiewrap elements
						①		②	③	

- ① 根据需求提供无预应力上拱度NC版本拖链 Upon request for NC version without camber
- ② SV0203: 每间隔2pcs空链节安装3pcs竖分隔片 Install 3pcs vertical separators every other 2pcs blank links
- ③ SH01: 横分隔片1pc 默认安装中间孔位 Horizontal separator 1pc installed in the middle hole

C02.35

DURAMOV®

www.csb-ep.com  
sales@csb-ep.com

电话: 0573 84186133/84185527  
Tel: 0086 573 84187009



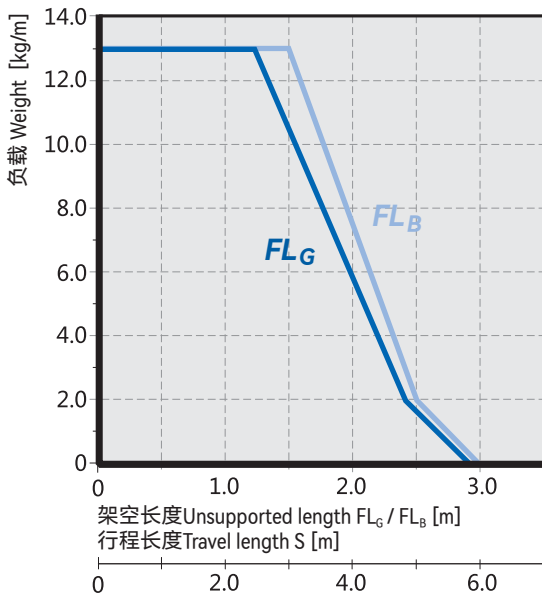
## C02.45 通用型电缆拖链 Universal cable carriers



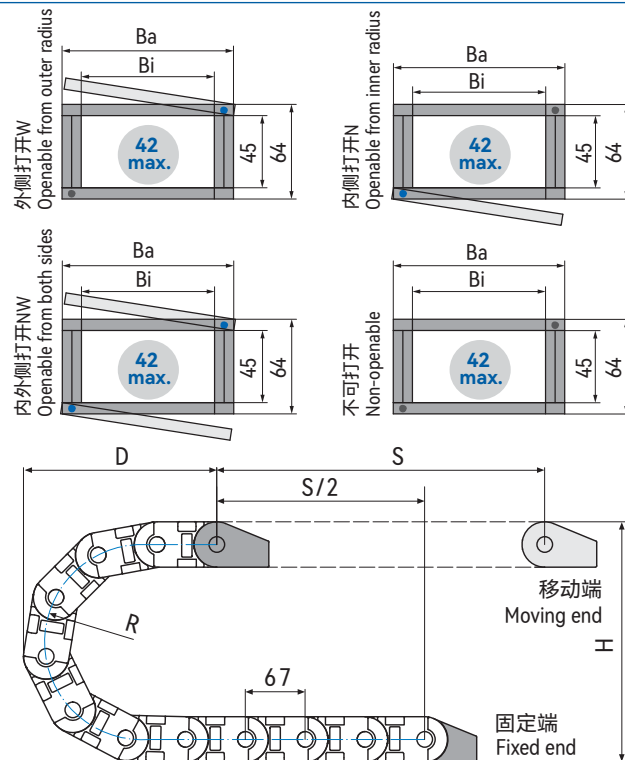
### 标准尺寸 Standard dimensions

产品编码 Part No.	内宽 Bi		外宽 Ba		内高 Hi		外高 Ha		弯曲半径 R				重量 Weight [kg/m]
	Inner width [mm]	Outer width [mm]	Inner height [mm]	Outer height [mm]	Bend radius [mm]								
C02.45.075	75	95	45	64	075	100	125	150	200	250	300	1.79	
C02.45.080	80	100	45	64	075	100	125	150	200	250	300	1.84	
C02.45.100	100	120	45	64	075	100	125	150	200	250	300	1.93	
C02.45.125	125	145	45	64	075	100	125	150	200	250	300	2.03	
C02.45.150	150	170	45	64	075	100	125	150	200	250	300	2.17	
C02.45.175	175	195	45	64	075	100	125	150	200	250	300	2.28	

### 安装尺寸 Installation dimensions



内高 Inner height  $B_i$ : 45mm  
节距 Link pitch  $T$ : 67mm  
链节数 Link quantity: 15pcs/m  
安装高度 Clearance height  $H_f$ :  $H+40$ mm  
拖链长度 Carrier length:  $S/2+K$

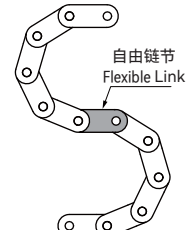


\*如果架空长度超限,拖链自滑行需要采用导向槽P84.  
If the unsupported length is exceeded, the cable carrier must glide on itself. This requires a guide trough P84.

# DURAMOV® Plastic Cable Carriers

## DURAMOV® 塑料电缆拖链

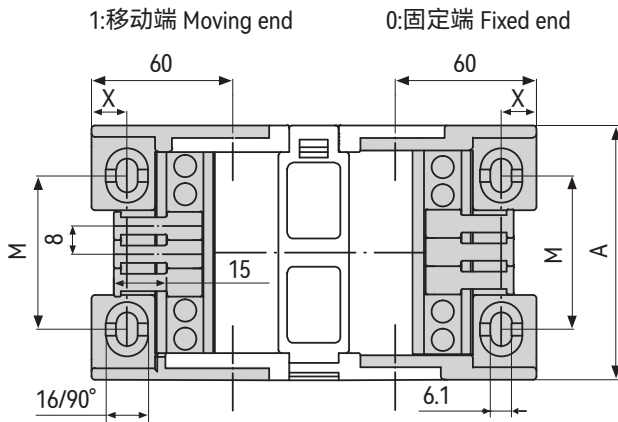
R	075	100	125	150	200	250	300
H	214	264	314	364	464	564	664
D	208	233	258	283	333	383	433
K	370	450	530	610	765	920	1080



\*可S型站立  
\*S-shaped Standing

实际安装高度 The required clearance height:  $H_f = H + 25\text{mm}$  (负载 Fill weight 1.5kg/m)

### 拖链接头尺寸 Mounting bracket dimensions

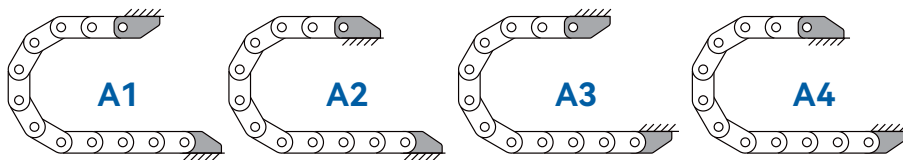


产品编码 Part No.:  
C02.45.075.01.P.C.TE

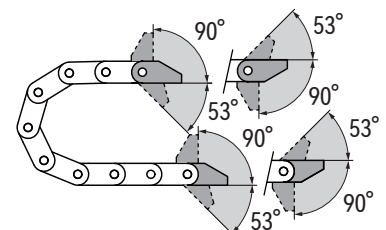
- 去应力件 Tiewrap elements
- C型槽 C-profile supporter
- P: 摆动设计 Pivoting
- L: 固定设计 Locking
- 固定端+移动端  
Fixed end + Moving end
- 拖链内宽 Inner width
- 拖链内高 Inner height
- 拖链系列 Carrier series

产品编码 (固定) Part No. Locking	产品编码 (摆动) Part No. Pivoting	拖链内宽 Inner width Bi [mm]	A [mm]	X [mm]	M [mm]	去应力件 Tiewrap elements [pcs]
C02.45.075.01.L.C.TE	C02.45.075.01.P.C.TE	75	95	20	53	8
C02.45.080.01.L.C.TE	C02.45.080.01.P.C.TE	80	100	20	58	9
C02.45.100.01.L.C.TE	C02.45.100.01.P.C.TE	100	120	20	78	11
C02.45.125.01.L.C.TE	C02.45.125.01.P.C.TE	125	145	20	103	14
C02.45.150.01.L.C.TE	C02.45.150.01.P.C.TE	150	170	20	128	17
C02.45.175.01.L.C.TE	C02.45.175.01.P.C.TE	175	195	20	153	21

### 接头安装方式 Mounting bracket installation optional



### C02.45.Bi.01.PC



\*C02.45拖链接头安装方式示意图 Possible installation configurations

\*A1|A2|A3|A4订购预装配拖链请注明安装方式 Please indicate installation code for pre-assembled carriers

\*推荐架空长行程拖行应用

For unsupported and gliding applications

C02.45

DURAMOV®

www.csb-ep.com  
sales@csb-ep.com

电话: 0573 84186133/84185527  
Tel: 0086 573 84187009

**附件 Accessories**

		<b>C02竖分隔片</b> Vertical separators 产品编码Part No.: SV.C02.45 *详情Product information: P88		
		<b>横分隔片</b> Horizontal separators 产品编码Part No.: SH.03.12.000 *详情Product information: P92		

**① 技术参数 Installation dimensions**

	架空长度 Unsupported length ≤ 3.7m	速度/加速度 Speed / acceleration FL <sub>G</sub> ≤ 10 [m/s] / 50 [m/s <sup>2</sup> ]
	滑行距离 Sliding length 不适用 Inapplicable	速度/加速度 Speed / acceleration FL <sub>B</sub> ≤ 3 [m/s] / 6 [m/s <sup>2</sup> ]
	竖直悬挂 Vertical hanging ≤ 50m	滑行速度/加速度 Sliding speed / acceleration 不适用 Inapplicable
	垂直站立 Vertical standing ≤ 4.5m	允许温度 Permitted temperature -40°C ~120°C
	侧向架空 Side-unsupported length ≤ 2.5m	阻燃等级 Flammability Class UL94 HB

**🛒 预装拖链订购编码 Order code for pre-assembled cable carriers**

拖链本体 Body					选配 Optional			附件 Accessories		
<b>C02.45.075.100.020</b>					<b>N/W.NC.A1LC</b>			<b>SV0203.SH01.TE</b>		
拖链系列 Carrier series	内高 Inner height	内宽 Inner width	弯曲半径 Bend radius	链节数量 Link quantity	打开方向 Open direction	无预紧上拱 Without camber ①	接头与安装形式 Mounting bracket & installation type	竖分隔片 Vertical separators ②	横分隔片 Horizontal separators ③	去应力件 Tiewrap elements

- ① 根据需求提供无预应力上拱度NC版本拖链 Upon request for NC version without camber
- ② SV0203: 每间隔2pcs空链节安装3pcs竖分隔片 Install 3pcs vertical separators every other 2pcs blank links
- ③ SH01: 横分隔片1pc 默认安装中间孔位 Horizontal separator 1pc installed in the middle hole

# DURAMOV® Plastic Cable Carriers

## DURAMOV® 塑料电缆拖链

### C03 重载型电缆拖链 High load cable carriers

C03重载型电缆拖链结合了电缆拖链之前所有的优点，是所有DURAMOV®电缆拖链中最好的。在与其它系列拖链具有相同或更小尺寸的情况下，具有更好的稳固性。使用C03电缆拖链成本更低，寿命更长。

C03 high load cable carriers combines all the advantages of the previous versions and is the best DURAMOV® carriers in the product range. C03 cable carriers is stronger whilst having the same or even smaller dimensions than previous versions. You can increase the service life of your application with C03 cable carriers whilst reducing cost.



可从两侧打开  
Openable from both sides



阻燃等级 Flammability Class  
UL94 HB



符合CE 标准 certification



RoHS认证 certification



根据需求提供ESD抗静电荷/防爆版拖链C03E  
Electrically conductive ESD/ATEX version C03E upon request

多个固定方向  
Multiple fixing directions

可选配去分隔片  
With separators are available

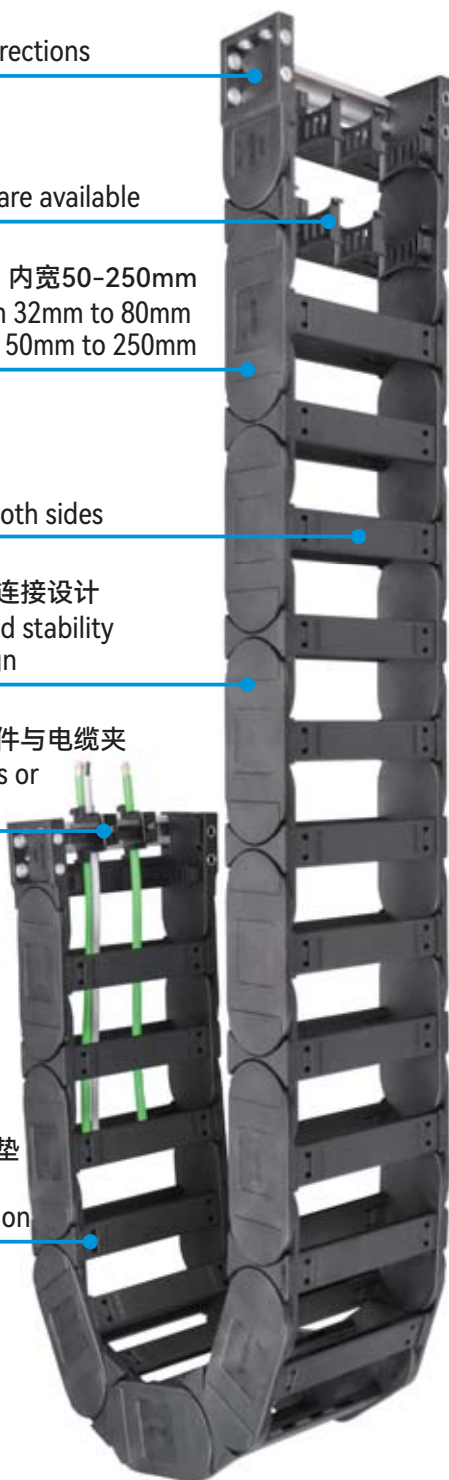
内高32-80mm，内宽50-250mm  
Inner height from 32mm to 80mm  
Inner width from 50mm to 250mm

可从两侧打开  
Openable from both sides

高强度与稳定性连接设计  
High strength and stability  
connection design

可选配去应力元件与电缆夹  
With strain reliefs or  
cable clamps

长行程拖行滑行垫  
Sliding pads for  
draging application



C03

DURAMOV®

www.csb-ep.com  
sales@csb-ep.com

电话: 0573 84186133/84185527  
Tel: 0086 573 84187009

## 标准尺寸 Standard dimensions

重载型电缆拖链 High load cable carriers	产品编码 Part No.	内宽 Bi Inner width [mm]	外宽 Ba Outer width [mm]	内高 Hi Inner height [mm]	外高 Ha Outer height [mm]	弯曲半径 R Bend radius [mm]	架空长度 Unsupported length [m]	页码 Page
	C03.32	50-200	73-223	32	54	63-300	≤3.0	P68
	C03.42	50-200	76-226	42	64	75-350	≤4.2	P71
	C03.56	100-300	134-334	56	84	135-400	≤5.0	P74
	C03.80	100-300	148-298	80	108	150-500	≤5.8	P77

## 安装说明 Installation



并排排列两个内侧链接并附加一个外侧链接  
Line up two inner side links side by side.  
Attach an outer side link between



推入与销卡合  
Push, click and snap in pin



横杆安装-从一侧卡入  
Assemble crossbars - push down and snap from one side



按压横杆卡入到位  
Press crossbar and snap in place



拆卸横杆  
Remove crossbars  
螺丝刀插入槽中利用杠杆运动撬开横杆  
Insert screwdriver into the slot. Using a lever action, release the crossbars

## 典型适用行业和应用 Typical Applicable Industries and Applications

- 升降平台和起重机
- 工程机械
- Lift plats & cranes
- Construction machinery
- 通用机械
- 木工机械
- General mechanical
- Woodworking machines
- 搬运机器
- 石材切割机
- Handling machines
- Stone cutting machines
- 制冷工程
- 长行程拖行应用
- Refrigeration engineering
- Long travel and sliding applications

# DURAMOV® Plastic Cable Carriers

## DURAMOV® 塑料电缆拖链

### C03.32 重载型电缆拖链 High load cable carriers

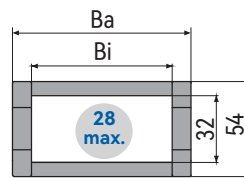
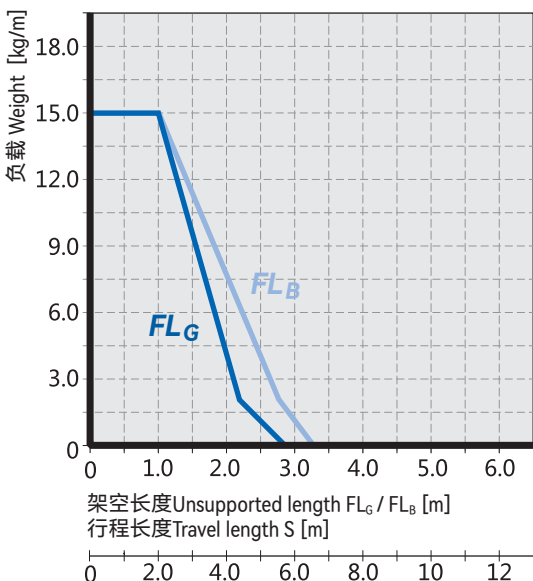


### 标准尺寸 Standard dimensions

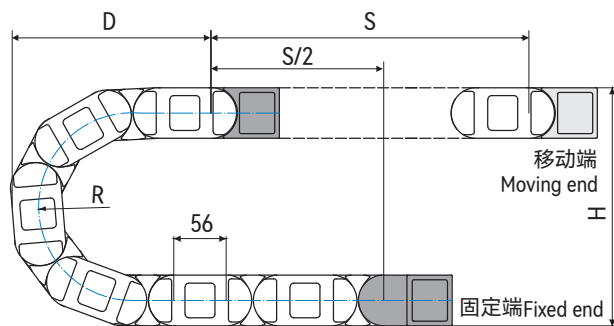
产品编码 Part No.	内宽 Bi		外宽 Ba		内高 Hi		外高 Ha		弯曲半径 R						重量 Weight [kg/m]
	Inner width [mm]	Outer width [mm]	Inner height [mm]	Outer height [mm]	Bend radius [mm]	Bend radius [mm]	Bend radius [mm]	Bend radius [mm]	Bend radius [mm]	Bend radius [mm]	Bend radius [mm]	Bend radius [mm]			
C03.32.050	50	73	32	54	063	075	100	125	150	175	200	220	250	300	1.57
C03.32.075	75	98	32	54	063	075	100	125	150	175	200	220	250	300	1.73
C03.32.100	100	123	32	54	063	075	100	125	150	175	200	220	250	300	1.88
C03.32.125	125	148	32	54	063	075	100	125	150	175	200	220	250	300	2.06
C03.32.150	150	173	32	54	063	075	100	125	150	175	200	220	250	300	2.21
C03.32.175	175	198	32	54	063	075	100	125	150	175	200	220	250 <td 300	2.34	
C03.32.200	200	223	32	54	063	075	100	125	150	175	200	220	250	300	2.51

\*根据要求提供 Available upon request

### 安装尺寸 Installation dimensions



内高 Inner height Bi: 32mm  
 节距 Link pitch T: 56mm  
 链节数 Link quantity: 18pcs/m  
 安装高度 Clearance height H<sub>F</sub>: H+40mm  
 拖链长度 Carrier length: S/2+K



\*如果架空长度超限,拖链自滑行需要采用导向槽P84.  
 If the unsupported length is exceeded, the cable carrier musglide on itself This requires a guide trough P84.

C03.32

DURAMOV®

www.csb-ep.com  
 sales@csb-ep.com

电话: 0573 84186133/84185527  
 Tel: 0086 573 84187009

R	063	075	100	125	150	175	200	220	250	300
H	180	204	254	301	354	404	454	494	554	654
D	174	186	211	236	261	286	311	331	361	411
K	310	350	430	505	585	665	745	805	900	1055

实际安装高度 The required clearance height:  $H_f = H + 40\text{mm}$  (负载 Fill weight 2.5kg/m)

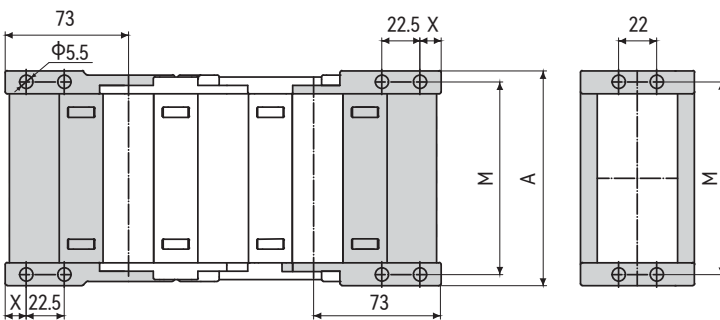


\*可S型站立  
\*S-shaped Standing

### 拖链接头尺寸 Mounting bracket dimensions

0: 固定端 Fixed end

1: 移动端 Moving end



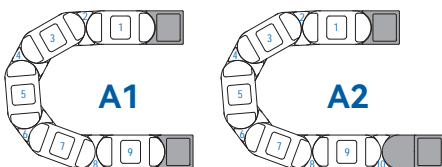
产品编码 Part No.:  
C03.32.050.01.P.C.TE



- 去应力件 Tiewrap elements
- C型槽 C-profile supporter
- P: 摆动设计 Pivoting
- L: 固定设计 Locking
- 固定端+移动端  
Fixed end + Moving end
- 拖链内宽 Inner width
- 拖链内高 Inner height
- 拖链系列 Carrier series

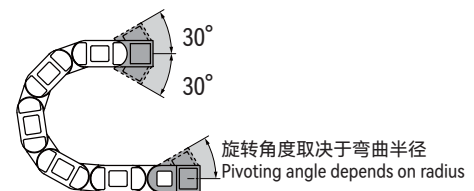
产品编码 (固定) Part No. Locking	产品编码 (摆动) Part No. Pivoting	拖链内宽 Inner width Bi [mm]	A [mm]	X [mm]	M [mm]	去应力件 Tiewrap elements [pcs]
C03.32.050.01.L.C.TE	C03.32.050.01.P.C.TE	50	77	12.5	64	3
C03.32.075.01.L.C.TE	C03.32.075.01.P.C.TE	75	102	12.5	89	4
C03.32.100.01.L.C.TE	C03.32.100.01.P.C.TE	100	127	12.5	114	6
C03.32.125.01.L.C.TE	C03.32.125.01.P.C.TE	125	152	12.5	139	8
C03.32.150.01.L.C.TE	C03.32.150.01.P.C.TE	150	177	12.5	164	10
C03.32.175.01.L.C.TE	C03.32.175.01.P.C.TE	175	202	12.5	189	11
C03.32.200.01.L.C.TE	C03.32.200.01.P.C.TE	200	227	12.5	214	13

### 接头安装方式 Mounting bracket installation optional



\*C03.32拖链接头安装方式示意图 Possible installation configurations  
\*接头安装方式取决于链节数是奇数还是偶数: 奇数为A1, 偶数为A2  
Depending on the number of links is odd or even. A1 for odd-numbered links and A2 for even-numbered links.

### C03.32.Bi.01.PC



\*推荐架空长程拖行应用  
For unsupported and gliding applications

# DURAMOV® Plastic Cable Carriers

DURAMOV® 塑料电缆拖链

C03.32

## 附件 Accessories

		<p>C03竖分隔片 Vertical separators</p> <p>产品编码Part No.: SV.C03.32</p> <p>*详情Product information: P89</p>		<p>C03 C型支架 C-profile brackets</p> <p>*详情Product information: P95</p>		<p>C03消除应力元件 Tiewrap elements</p> <p>*详情Product information: P96</p>
		<p>横分隔片 Horizontal separators</p> <p>产品编码Part No.: SH.04.15.000</p> <p>*详情Product information: P92</p>		<p>电缆夹 Cable clamp</p> <p>*详情Product information: P97</p>		<p>C03滑行垫 Sliding pads for cable carriers</p> <p>*详情Product information: P91</p>
		<p>BL01 波纹管 Bellows</p> <p>*详情Product information: P98</p>		<p>BL01波纹管支架 Brackets</p> <p>*详情Product information: P11</p>		

## 技术参数 Installation dimensions

	架空长度 Unsupported length	≤ 3.0m	速度/加速度 Speed / acceleration FL <sub>G</sub>	≤ 10 [m/s] / 50 [m/s <sup>2</sup> ]
	滑行距离 Sliding length	≤ 50m	速度/加速度 Speed / acceleration FL <sub>B</sub>	≤ 3 [m/s] / 6 [m/s <sup>2</sup> ]
	竖直悬挂 Vertical hanging	≤ 30m	滑行速度/加速度 Sliding speed / acceleration	≤ 4 [m/s] / 25 [m/s <sup>2</sup> ]
	垂直站立 Vertical standing	≤ 2.5m	允许温度 Permitted temperature	-40°C ~ 120°C
	侧向架空 Side-unsupported length	≤ 2.0m	阻燃等级 Flammability Class	UL94 HB

## 预装拖链订购编码 Order code for pre-assembled cable carriers

拖链本体 Body					选配 Optional		附件 Accessories			
<b>C03 . 32 . 050 . 075 . 020 .</b>					<b>NC . A1LC .</b>		<b>SV0203 . SH01 . SP . TE</b>			
拖链系列 Carrier series	内高 Inner height	内宽 Inner width	弯曲半径 Bend radius	链节数量 Link quantity	无预紧上拱 Without camber	接头与安装形式 Mounting bracket & installation type	竖分隔片 Vertical separators	横分隔片 Horizontal separators	滑行垫 Sliding pads for cable carriers	去应力元件 Tiewrap elements
					①		②	③		

- ① 根据需求提供无预应力上拱度NC版本拖链 Upon request for NC version without camber
- ② SV0203: 每间隔2pcs空链节安装3pcs竖分隔片 Install 3pcs vertical separators every other 2pcs blank links
- ③ SH01: 横分隔片1pc 默认安装中间孔位 Horizontal separator 1pc installed in the middle hole



## C03.42 重载型电缆拖链 High load cable carriers

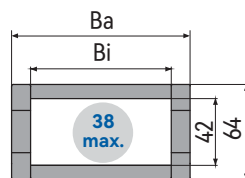
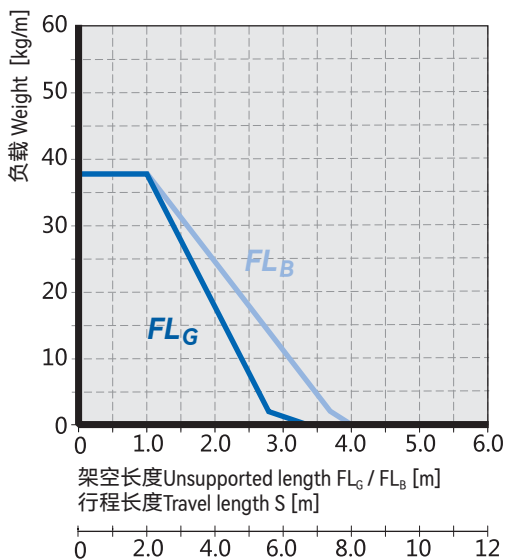


### 标准尺寸 Standard dimensions

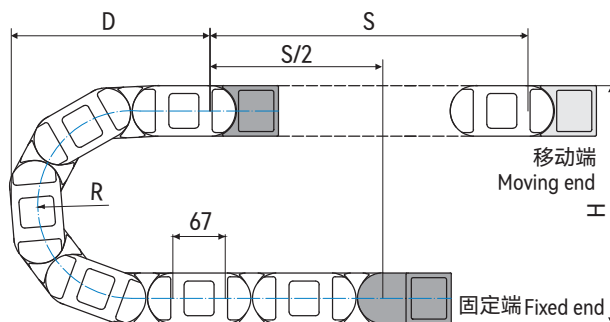
产品编码 Part No.	内宽 Bi		外宽 Ba		内高 Hi		外高 Ha		弯曲半径 R						重量 Weight [kg/m]
	Inner width [mm]	Outer width [mm]	Inner height [mm]	Outer height [mm]					Bend radius [mm]						
C03.42.050	50	76	42	64	075	100	125	150	175	200	250	300	350	1.92	
C03.42.075	75	101	42	64	075	100	125	150	175	200	250	300	350	2.05	
C03.42.100	100	126	42	64	075	100	125	150	175	200	250	300	350	2.18	
C03.42.125	125	151	42	64	075	100	125	150	175	200	250	300	350	2.34	
C03.42.150	150	176	42	64	075	100	125	150	175	200	250	300	350	2.46	
C03.42.175	175	201	42	64	075	100	125	150	175	200	250	300	350	2.55	
C03.42.200	200	226	42	64	075	100	125	150	175	200	250	300	350	2.71	

\*根据要求提供 Available upon request

### 安装尺寸 Installation dimensions



内高 Inner height  $Bi$ : 42mm  
节距 Link pitch  $T$ : 67mm  
链节数 Link quantity: 15pcs/m  
安装高度 Clearance height  $H_f$ :  $H+40$ mm  
拖链长度 Carrier length:  $S/2+K$



\*如果架空长度超限,拖链自滑行需要采用导向槽P84.  
If the unsupported length is exceeded, the cable carrier musglide on itself This requires a guide trough P84.

# DURAMOV® Plastic Cable Carriers

## DURAMOV® 塑料电缆拖链

R	075	100	125	150	175	200	250	300	350
H	214	264	314	364	414	464	564	664	764
D	208	233	258	283	308	333	383	433	483
K	370	450	530	610	685	765	920	1080	1235



自由链节  
Flexible Link

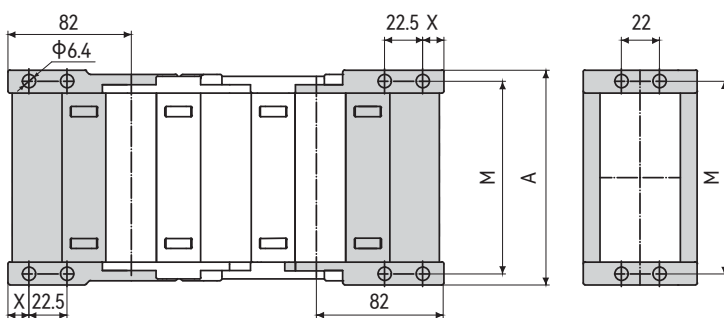
\*可S型站立  
\*S-shaped Standing

实际安装高度 The required clearance height:  $H_f = H + 40\text{mm}$  (负载 Fill weight 2.5kg/m)

### 拖链接头尺寸 Mounting bracket dimensions

0:固定端 Fixed end

1:移动端 Moving end



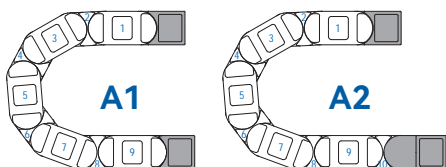
产品编码 Part No.:

C03.42.050.01.P.C.TE

- 去应力件 Tiewrap elements
- C型槽 C-profile supporter
- P: 摆动设计 Pivoting
- L: 固定设计 Locking
- 固定端+移动端  
Fixed end + Moving end
- 拖链内宽 Inner width
- 拖链内高 Inner height
- 拖链系列 Carrier series

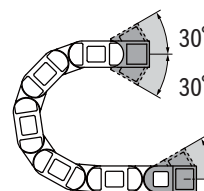
产品编码 (固定) Part No. Locking	产品编码 (摆动) Part No. Pivoting	拖链内宽 Inner width Bi [mm]	A [mm]	X [mm]	M [mm]	去应力件 Tiewrap elements [pcs]
C03.42.050.01.L.C.TE	C03.42.050.01.P.C.TE	50	77	15	66	3
C03.42.075.01.L.C.TE	C03.42.075.01.P.C.TE	75	102	15	91	4
C03.42.100.01.L.C.TE	C03.42.100.01.P.C.TE	100	127	15	116	6
C03.42.125.01.L.C.TE	C03.42.125.01.P.C.TE	125	152	15	141	8
C03.42.150.01.L.C.TE	C03.42.150.01.P.C.TE	150	177	15	166	10
C03.42.175.01.L.C.TE	C03.42.175.01.P.C.TE	175	202	15	191	11
C03.42.200.01.L.C.TE	C03.42.200.01.P.C.TE	200	227	15	216	13

### 接头安装方式 Mounting bracket installation optional



\*C03.42拖链接头安装方式示意图 Possible installation configurations  
\*接头安装方式取决于链节数是奇数还是偶数: 奇数为A1, 偶数为A2  
Depending on the number of links is odd or even. A1 for odd-numbered links and A2 for even-numbered links.

### C03.42.Bi.01.PC



旋转角度取决于弯曲半径  
Pivoting angle depends on radius

\*推荐架空长行程拖行应用  
For unsupported and gliding applications

C03.42

DURAMOV®

www.csb-ep.com  
sales@csb-ep.com

电话: 0573 84186133/84185527  
Tel: 0086 573 84187009

**附件 Accessories**

		<b>C03竖分隔片</b> Vertical separators 产品编码Part No.: SV.C03.42 *详情Product information: P89		<b>C03 C型支架 C-profile brackets</b> *详情Product information: P95		<b>C03消除应力元件 Tiewrap elements</b> *详情Product information: P96
		<b>横分隔片</b> Horizontal separators 产品编码Part No.: SH.04.15.000 *详情Product information: P90		<b>电缆夹 Cable clamp</b> *详情Product information: P97		<b>C03滑行垫 Sliding pads for cable carriers</b> *详情Product information: P91
		<b>BL01 波纹管 Bellows</b> *详情Product information: P98				
		<b>BL01波纹管支架 Brackets</b> *详情Product information: P101				

**技术参数 Installation dimensions**

	架空长度 Unsupported length	≤ 4.2m	速度/加速度 Speed / acceleration FL <sub>C</sub>	≤ 10 [m/s] / 50 [m/s <sup>2</sup> ]
	滑行距离 Sliding length	≤ 50m	速度/加速度 Speed / acceleration FL <sub>B</sub>	≤ 3 [m/s] / 6 [m/s <sup>2</sup> ]
	竖直悬挂 Vertical hanging	≤ 50m	滑行速度/加速度 Sliding speed / acceleration	≤ 4 [m/s] / 25 [m/s <sup>2</sup> ]
	垂直站立 Vertical standing	≤ 3.0m	允许温度 Permitted temperature	-40°C ~120°C
	侧向架空 Side-unsupported length	≤ 2.1m	阻燃等级 Flammability Class	UL94 HB

**预装拖链订购编码 Order code for pre-assembled cable carriers**

拖链本体 Body					选配 Optional	附件 Accessories				
<b>C03 . 42 . 050 . 075 . 020</b>					<b>A1LC</b>	<b>SV0203 . SH01 . SP . TE</b>				
拖链系列 Carrier series	内高 Inner height	内宽 Inner width	弯曲半径 Bend radius	链节数量 Link quantity	接头与安装形式 Mounting bracket & installation type	竖分隔片 Vertical separators	横分隔片 Horizontal separators	滑行垫 Sliding pads for cable carriers	去应力件 Tie-wrap elements	
						①	②			

① SV0203: 每间隔2pcs空链节安装3pcs竖分隔片 Install 3pcs vertical separators every other 2pcs blank links

② SH01: 横分隔件1pc 默认安装中间孔位 Horizontal separator 1pc installed in the middle hole

# DURAMOV® Plastic Cable Carriers

## DURAMOV® 塑料电缆拖链

### C03.56 重载型电缆拖链 High load cable carriers

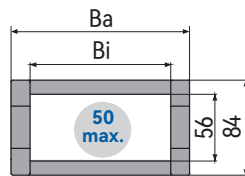
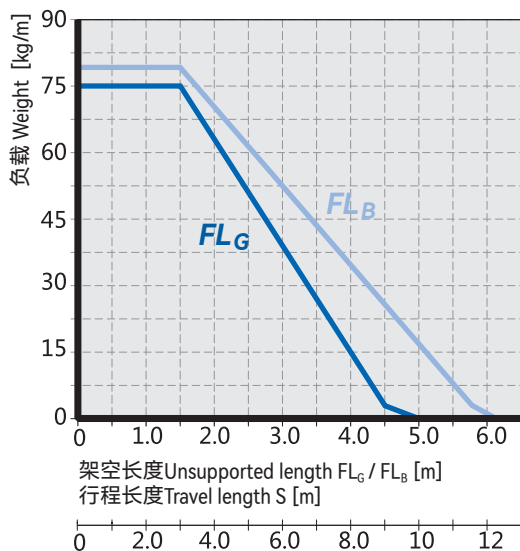


### 标准尺寸 Standard dimensions

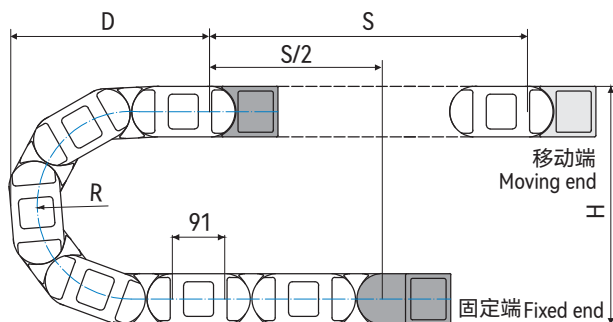
产品编码 Part No.	内宽 Bi		外宽 Ba		内高 Hi		外高 Ha		弯曲半径 R					重量 Weight [kg/m]
	Inner width [mm]	Outer width [mm]	Inner height [mm]	Outer height [mm]	Bend radius [mm]									
C03.56.100	100	134	56	84	135	150	175	200	250	300	350	400	3.66	
C03.56.125	125	159	56	84	135	150	175	200	250	300	350	400	3.82	
C03.56.150	150	184	56	84	135	150	175	200	250	300	350	400	4.00	
C03.56.175	175	209	56	84	135	150	175	200	250	300	350	400	4.25	
C03.56.200	200	234	56	84	135	150	175	200	250	300	350	400	4.41	
C03.56.225	225	259	56	84	135	150	175	200	250	300	350	400	4.55	
C03.56.250	250	284	56	84	135	150	175	200	250	300	350	400	4.77	
C03.56.275	275	309	56	84	135	150	175	200	250	300	350	400	4.96	
C03.56.300	300	334	56	84	135	150	175	200	250	300	350	400	5.17	

\*根据要求提供 Available upon request

### 安装尺寸 Installation dimensions



内高 Inner height Bi: 56mm  
节距 Link pitch T: 91mm  
链节数 Link quantity: 11pcs/m  
安装高度 Clearance height  $H_f$ :  $H+50$ mm  
拖链长度 Carrier length:  $S/2+K$



\*如果架空长度超限,拖链自滑需要采用导向槽P84.  
If the unsupported length is exceeded, the cable carrier musglide on itself This requires a guide trough P84.

C03.56

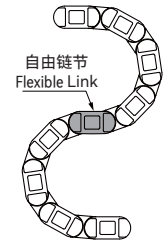
DURAMOV®

www.csb-ep.com  
sales@csb-ep.com

电话: 0573 84186133/84185527  
Tel: 0086 573 84187009

R	135	150	175	200	250	300	350	400
H	354	384	434	484	584	684	784	884
D	314	329	354	379	429	479	529	579
K	610	655	735	815	970	1125	1285	1440

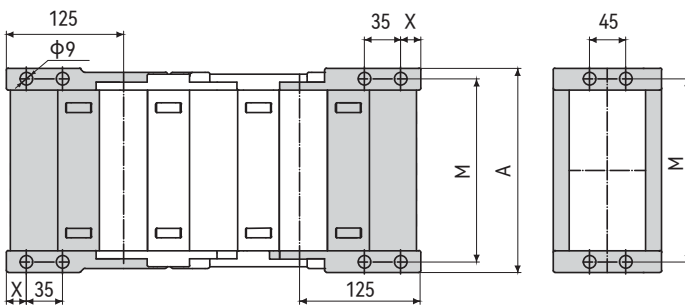
实际安装高度 The required clearance height:  $H_f = H + 40\text{mm}$  (负载 Fill weight 2.5kg/m)



\*可S型站立  
\*S-shaped Standing

### 拖链接头尺寸 Mounting bracket dimensions

0:固定端 Fixed end      1:移动端 Moving end



产品编码 Part No.:

**C03.56.100.01.P.C.TE**

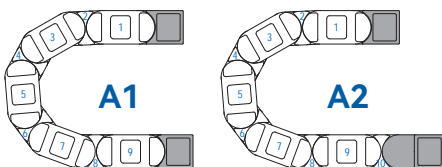


- 去应力件 Tiewrap elements
- C型槽 C-profile supporter
- P: 摆动设计 Pivoting
- L: 固定设计 Locking
- 固定端+移动端  
Fixed end + Moving end
- 拖链内宽 Inner width
- 拖链内高 Inner height
- 拖链系列 Carrier series

产品编码 (摆动) Part No. Pivoting	产品编码 (固定) Part No. Locking	拖链内宽 Inner width Bi [mm]	A [mm]	X [mm]	M [mm]	去应力件 Tiewrap elements [pcs]
C03.56.100.01.PC.TE	C03.56.100.01.L.C.TE	100	141	20	123	6
C03.56.125.01.PC.TE	C03.56.125.01.L.C.TE	125	166	20	148	8
C03.56.150.01.PC.TE	C03.56.150.01.L.C.TE	150	191	20	173	10
C03.56.175.01.PC.TE	C03.56.175.01.L.C.TE	175	216	20	198	11
C03.56.200.01.PC.TE	C03.56.200.01.L.C.TE	200	241	20	223	13
C03.56.225.01.PC.TE	C03.56.225.01.L.C.TE	225	266	20	248	15
C03.56.250.01.PC.TE	C03.56.250.01.L.C.TE	250	291	20	273	16
C03.56.275.01.PC.TE	C03.56.275.01.L.C.TE	275	316	20	298	18
C03.56.300.01.PC.TE	C03.56.300.01.L.C.TE	300	341	20	323	20

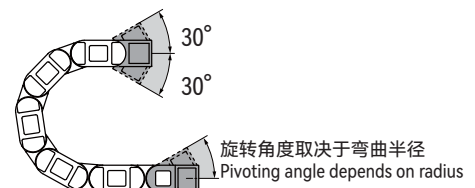
\*根据要求提供 Available upon request

### 接头安装方式 Mounting bracket installation optional



\*C03.56拖链接头安装方式示意图 Possible installation configurations  
\*接头安装方式取决于链节数是奇数还是偶数: 奇数为A1, 偶数为A2  
Depending on the number of links is odd or even. A1 for odd-numbered links and A2 for even-numbered links.

### C03.56.Bi.01.PC



\*推荐架空长行程拖行应用  
For unsupported and gliding applications

# DURAMOV® Plastic Cable Carriers

DURAMOV® 塑料电缆拖链

C03.56

## 附件 Accessories

		<p>C03竖分隔片 Vertical separators</p> <p>产品编码Part No.: SVC.C03.56</p> <p>*详情Product information: P89</p>		<p>C03 C型支架 C-profile brackets</p> <p>*详情Product information: P95</p>		<p>C03消除应力元件 Tiewrap elements</p> <p>*详情Product information: P96</p>
		<p>横分隔片 Horizontal separators</p> <p>产品编码Part No.: SH.04.15.000</p> <p>*详情Product information: P92</p>		<p>电缆夹 Cable clamp</p> <p>*详情Product information: P97</p>		<p>C03滑行垫 Sliding pads for cable carriers</p> <p>*详情Product information: P91</p>
		<p>BL01波纹管 Bellows</p> <p>*详情Product information: P98</p>		<p>BL01波纹管支架 Brackets</p> <p>*详情Product information: P101</p>		

## ① 技术参数 Installation dimensions

	架空长度 Unsupported length	≤ 5m	速度/加速度 Speed / acceleration FL <sub>G</sub>	≤ 10 [m/s] / 50 [m/s <sup>2</sup> ]
	滑行距离 Sliding length	≤ 70m	速度/加速度 Speed / acceleration FL <sub>B</sub>	≤ 3 [m/s] / 6 [m/s <sup>2</sup> ]
	竖直悬挂 Vertical hanging	≤ 40m	滑行速度/加速度 Sliding speed / acceleration	≤ 4 [m/s] / 25 [m/s <sup>2</sup> ]
	垂直站立 Vertical standing	≤ 3.0m	允许温度 Permitted temperature	-40°C ~120°C
	侧向架空 Side-unsupported length	≤ 2.5m	阻燃等级 Flammability Class	UL94 HB

## 🛒 预装拖链订购编码 Order code for pre-assembled cable carriers

拖链本体 Body					选配 Optional	附件 Accessories			
<b>C03 . 56 . 100 . 150 . 020 .</b>					<b>A1LC</b>	<b>SV0203 . SH01 . SP . TE</b>			
拖链系列 Carrier series	内高 Inner height	内宽 Inner width	弯曲半径 Bend radius	链节数量 Link quantity	接头与安装形式 Mounting bracket & installation type	竖分隔片 Vertical separators	横分隔片 Horizontal separators	滑行垫 Sliding pads for cable carriers	去应力件 Tiewrap elements
						①	②		

- ① SV0203: 每间隔2pcs空链节安装3pcs竖分隔片 Install 3pcs vertical separators every other 2pcs blank links  
 ② SH01: 横分隔片1pc 默认安装中间孔位 Horizontal separator 1pc installed in the middle hole

C03.56

DURAMOV®

www.csb-ep.com  
sales@csb-ep.com

电话: 0573 84186133/84185527  
Tel: 0086 573 84187009

## C03.80 重载型电缆拖链 High load cable carriers

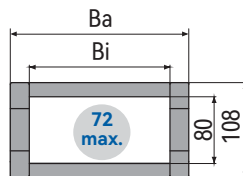
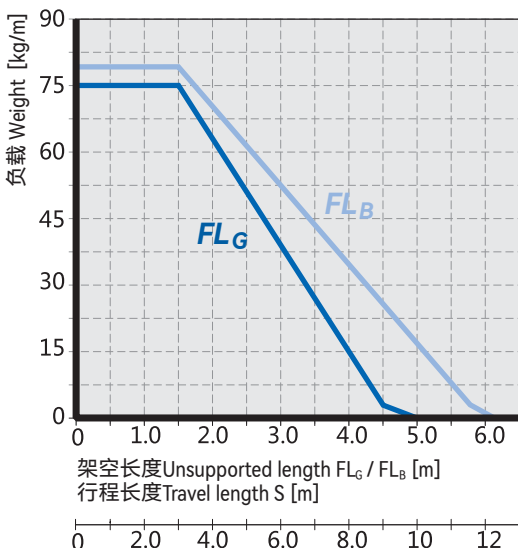


### 标准尺寸 Standard dimensions

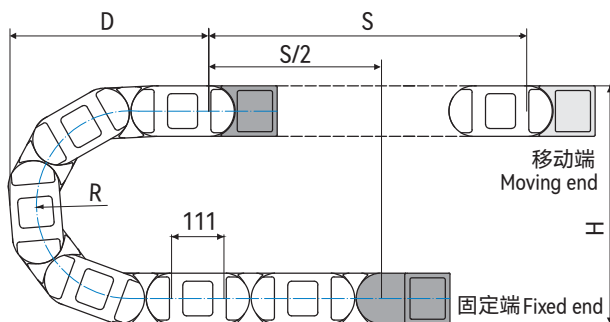
产品编码 Part No.	内宽 Bi		外宽 Ba		内高 Hi		外高 Ha		弯曲半径 R					重量 Weight [kg/m]
	Inner width [mm]	Outer width [mm]	Inner height [mm]	Outer height [mm]	Bend radius [mm]	Bend radius [mm]	Bend radius [mm]	Bend radius [mm]	Bend radius [mm]	Bend radius [mm]	Bend radius [mm]	Bend radius [mm]		
C03.80.100	100	148	80	108	150	200	250	300	350	400	450	500	8.42	
C03.80.125	125	173	80	108	150	200	250	300	350	400	450	500	8.67	
C03.80.150	150	198	80	108	150	200	250	300	350	400	450	500	8.92	
C03.80.175	175	223	80	108	150	200	250	300	350	400	450	500	9.17	
C03.80.200	200	248	80	108	150	200	250	300	350	400	450	500	9.42	
C03.80.225	225	273	80	108	150	200	250	300	350	400	450	500	9.67	
C03.80.250	250	298	80	108	150	200	250	300	350	400	450	500	9.92	
C03.80.275	275	323	80	108	150	200	250	300	350	400	450	500	10.17	
C03.80.300	300	348	80	108	150	200	250	300	350	400	450	500	10.42	

\*根据要求提供 Available upon request

### 安装尺寸 Installation dimensions



内高 Inner height  $Bi$ : 80mm  
 节距 Link pitch  $T$ : 111mm  
 链节数 Link quantity: 9pcs/m  
 安装高度 Clearance height  $H_f$ :  $H+60$ mm  
 拖链长度 Carrier length:  $S/2+K$



\*如果架空长度超限,拖链自滑行需要采用导向槽P84.  
 If the unsupported length is exceeded, the cable carrier must glide on itself. This requires a guide trough P84.

# DURAMOV® Plastic Cable Carriers

## DURAMOV® 塑料电缆拖链

R	150	200	250	300	350	400	450	500
H	408	508	608	708	808	908	1008	1108
D	445	495	545	595	645	695	745	795
K	693	850	1007	1164	1321	1479	1635	1793



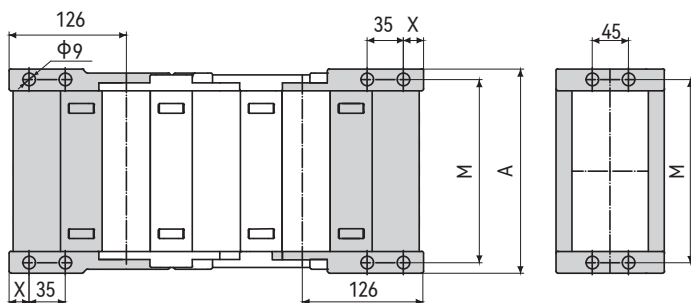
\*可S型站立  
\*S-shaped Standing

实际安装高度 The required clearance height:  $H_f = H + 40\text{mm}$  (负载 Fill weight 2.5kg/m)

### 拖链接头尺寸 Mounting bracket dimensions

0:固定端 Fixed end

1:移动端 Moving end



产品编码 Part No.:

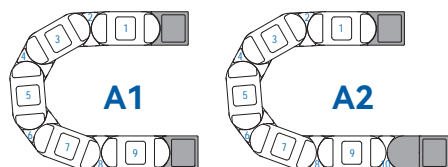
C03.80.100.01.P.C.TE

- 去应力件 Tiewrap elements
- C型槽 C-profile supporter
- P: 摆动设计 Pivoting
- L: 固定设计 Locking
- 固定端+移动端 Fixed end + Moving end
- 拖链内宽 Inner width
- 拖链内高 Inner height
- 拖链系列 Carrier series

产品编码 (固定) Part No. Locking	产品编码 (摆动) Part No. Pivoting	拖链内宽 Inner width Bi [mm]	A [mm]	X [mm]	M [mm]	去应力件 Tiewrap elements [pcs]
C03.80.100.01.L.C.TE	C03.80.100.01.PC.TE	100	148	21	128	6
C03.80.125.01.L.C.TE	C03.80.125.01.PC.TE	125	173	21	153	8
C03.80.150.01.L.C.TE	C03.80.150.01.PC.TE	150	198	21	178	10
C03.80.175.01.L.C.TE	C03.80.175.01.PC.TE	175	223	21	203	11
C03.80.200.01.L.C.TE	C03.80.200.01.PC.TE	200	248	21	228	13
C03.80.225.01.L.C.TE	C03.80.225.01.PC.TE	225	273	21	253	15
C03.80.250.01.L.C.TE	C03.80.250.01.PC.TE	250	298	21	278	16
C03.80.275.01.L.C.TE	C03.80.275.01.PC.TE	275	323	21	303	18
C03.80.300.01.L.C.TE	C03.80.300.01.PC.TE	300	348	21	328	20

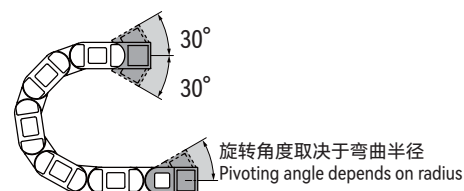
\*根据要求提供 Available upon request

### 接头安装方式 Mounting bracket installation optional



\*C03.80拖链接头安装方式示意图 Possible installation configurations  
\*接头安装方式取决于链节数是奇数还是偶数: 奇数为A1, 偶数为A2  
Depending on the number of links is odd or even. A1 for odd-numbered links and A2 for even-numbered links.

### C03.80.Bi.01.PC



\*推荐架空长行程拖行应用  
For unsupported and gliding applications

C03.80

DURAMOV®

www.csb-ep.com  
sales@csb-ep.com

电话: 0573 84186133/84185527  
Tel: 0086 573 84187009



## 附件 Accessories

		<b>C03竖分隔片</b> Vertical separators 产品编码Part No.: SV.C03.80 *详情Product information: P89		<b>C03 C型支架 C-profile brackets</b> *详情Product information: P95		<b>C03消除应力元件 Tiewrap elements</b> *详情Product information: P96
		<b>横分隔片</b> Horizontal separators 产品编码Part No.: SH.04.15.000 *详情Product information: P92		<b>电缆夹 Cable clamp</b> *详情Product information: P97		<b>C03滑行垫 Sliding pads for cable carriers</b> *详情Product information: P91
		<b>BL01 波纹管 Bellows</b> *详情Product information: P98				
		<b>BL01波纹管支架 Brackets</b> *详情Product information: P101				

## ① 技术参数 Installation dimensions

	架空长度 Unsupported length	≤ 5.8m	速度/加速度 Speed / acceleration FL <sub>G</sub>	≤ 10 [m/s] / 50 [m/s <sup>2</sup> ]
	滑行距离 Sliding length	≤ 100m	速度/加速度 Speed / acceleration FL <sub>B</sub>	≤ 3 [m/s] / 6 [m/s <sup>2</sup> ]
	竖直悬挂 Vertical hanging	≤ 60m	滑行速度/加速度 Sliding speed / acceleration	≤ 4 [m/s] / 25 [m/s <sup>2</sup> ]
	垂直站立 Vertical standing	≤ 4.0m	允许温度 Permitted temperature	-40°C ~120°C
	侧向架空 Side-unsupported length	≤ 3.0m	阻燃等级 Flammability Class	UL94 HB

## 🛒 预装拖链订购编码 Order code for pre-assembled cable carriers

拖链本体 Body					选配 Optional	附件 Accessories			
<b>C03 . 80 . 100 . 150 . 020 .</b>					<b>A1LC .</b>	<b>SV0203 . SH01 . SP . TE</b>			
拖链系列 Carrier series	内高 Inner height	内宽 Inner width	弯曲半径 Bend radius	链节数量 Link quantity	接头与安装形式 Mounting bracket & installation type	竖分隔片 Vertical separators	横分隔片 Horizontal separators	滑行垫 Sliding pads for cable carriers	去应力件 Tie-wrap elements
						①	②		

- ① SV0203: 每间隔2pcs空链节安装3pcs竖分隔片 Install 3pcs vertical separators every other 2pcs blank links  
 ② SH01: 横分隔片1pc 默认安装中间孔位 Horizontal separator 1pc installed in the middle hole

# DURAMOV® Plastic Cable Carriers

DURAMOV® 塑料电缆拖链

## C04 静音型电缆拖链

### Quiet cable carriers, light and cleanroom suitable

C04静音型电缆拖链重量轻、适用于无尘环境；特殊弹性结构转动连接设计，消除拖链运动中的撞击噪音，且电缆拖链即使在高速运动中也能保持平稳无振动。

C04 quiet cable carriers are very light and cleanroom suitable, the special elastic structure design for rotation connection eliminates the impact noise in the movement, making them ideal for highly dynamic and cleanroom applications.



可从两侧打开  
Openable from both sides



46dB, V=1.8m/s  
CSB实验室数据CSB lab test  
拖链Carrier: C04.28.050.055



阻燃等级 Flammability Class  
UL94 HB



符合CE 标准 Compliance European



RoHS认证 certification



低噪音 Low-noise

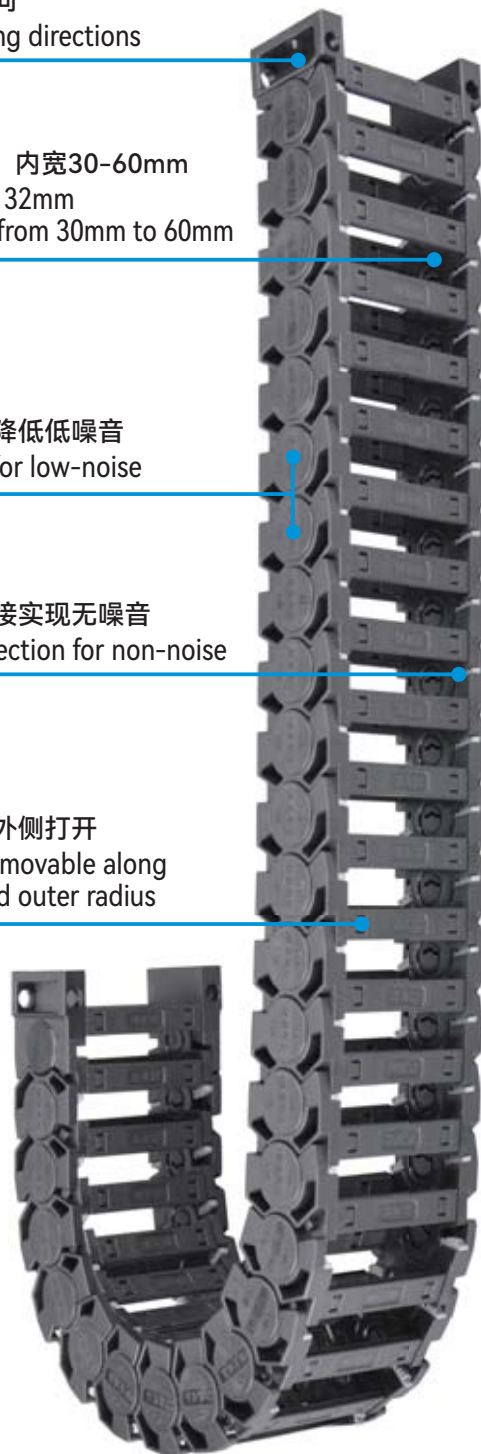
多个固定方向  
Multiple fixing directions

内高28mm, 内宽30-60mm  
Inner height 32mm  
Inner width from 30mm to 60mm

小节距设计降低低噪音  
Small pitch for low-noise

特殊弹性连接实现无噪音  
Elastic connection for non-noise

横杆可沿内外侧打开  
Crossbars removable along  
the inner and outer radius



C04

DURAMOV®

www.csb-ep.com  
sales@csb-ep.com

电话: 0573 84186133/84185527  
Tel: 0086 573 84187009

## 标准尺寸 Standard dimensions

静音型电缆拖链 Quiet cable carriers, light and cleanroom suitable	产品编码 Part No.	内宽 Bi	外宽 Ba	内高 Hi	外高 Ha	弯曲半径 R	架空长度	页码
		Inner width [mm]	Outer width [mm]	Inner height [mm]	Outer height [mm]	Bend radius [mm]	Unsupported length [m]	Page
	C04.28	30-60	46-76	28	35	55-150	≤1.0	P82

## 安装说明 Installation



弹性元件插入侧板  
Insert elastic parts into side plates



并排排列两个内侧链接并附加一个外侧链接  
Line up two inner side links side by side.  
Attach an outer side link between



推入与销卡合  
Push, click and snap in pin



横杆安装-从一侧卡入  
Assemble crossbars - push down and snap from one side



按压横杆卡入到位  
Press crossbar and snap in place



拆卸横杆  
Remove crossbars  
螺丝刀插入槽中利用杠杆运动撬开横杆  
Insert screwdriver into the slot. Using a lever action, release the crossbars


## 典型适用行业和应用 Typical Applicable Industries and Applications

- 洁净室应用
- 印刷机
- 搬运和机器人
- 测量机
- 半导体行业
- 医疗行业
- 电子行业
- 通用机械
- Cleanroom applications
- Printing machines
- Handling & robots
- Measuring machines
- Semi-conductor industries
- Medical industries
- Electronic industries
- General machinery

# DURAMOV® Plastic Cable Carriers

## DURAMOV® 塑料电缆拖链

### C04.28 静音型电缆拖链 Quiet cable carriers, light and cleanroom suitable



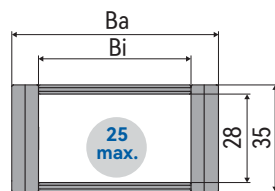
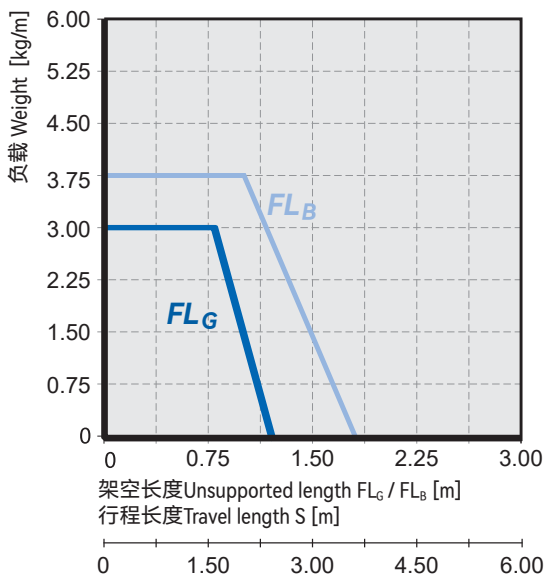
C04.28

DURAMOV®

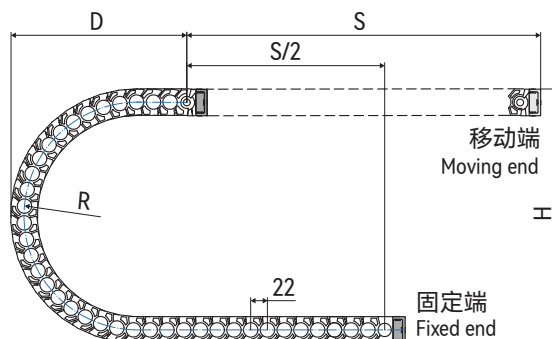
### 标准尺寸 Standard dimensions

产品编码 Part No.	内宽 Bi Inner width [mm]	外宽 Ba Outer width [mm]	内高 Hi Inner height [mm]	外高 Ha Outer height [mm]	弯曲半径 R	重量 Weight [kg/m]
C04.28.30	30	46	28	35	055 075 100 150	0.73
C04.28.40	40	56	28	35	055 075 100 150	0.75
C04.28.50	50	66	28	35	055 075 100 150	0.78
C04.28.60	60	76	28	35	055 075 100 150	0.80

### 安装尺寸 Installation dimensions



内高 Inner height  $B_i$ : 28mm  
 节距 Link pitch T: 22mm  
 链节数 Link quantity: 46pcs/m  
 安装高度 Clearance height  $H_f$ :  $H+40$ mm  
 拖链长度 Carrier length:  $S/2+K$



\*如果安装空间受到限制请咨询CSB®。 Please consult CSB® if space is particularly restricted.

R	055	075	100	150
H	180	220	270	370
D	108	128	153	203
K	220	280	360	520

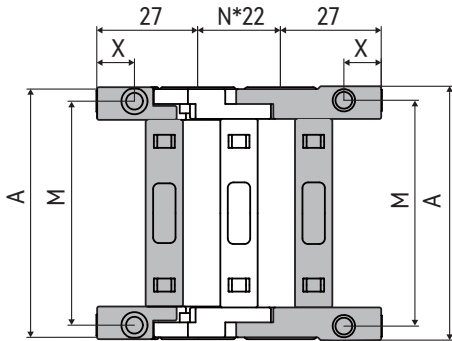
实际安装高度 The required clearance height:  $H_f=H+15$ mm (负载 Fill weight 0.3kg/m)

www.csb-ep.com  
sales@csb-ep.com

电话: 0573 84186133/84185527  
Tel: 0086 573 84187009

## 拖链接头尺寸 Mounting bracket dimensions

1: 移动端 Moving end 0: 固定端 Fixed end



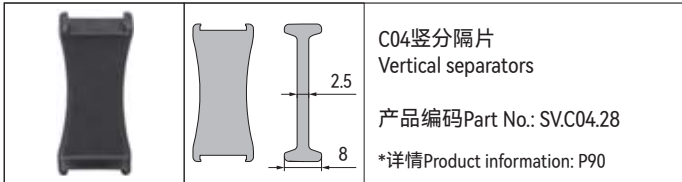
产品编码 Part No.:

C04.28.30.0

- 0: 固定端 Fixed end
- 1: 移动端 Moving end
- 拖链内宽 Inner width
- 拖链内高 Inner height
- 拖链系列 Carrier series

产品编码 Part No.	拖链内宽 Inner width Bi [mm]	A [mm]	X [mm]	M [mm]
C04.28.30.0/1	30	57.5	10	40
C04.28.40.0/1	40	67.5	10	50
C04.28.50.0/1	50	77.5	10	60
C04.28.60.0/1	60	87.5	10	70

## 附件 Accessories



## 技术参数 Installation dimensions

	架空长度 Unsupported length	≤ 1m	速度/ 加速度 Speed / acceleration FL <sub>G</sub>	≤ 3 [m/s] / 8 [m/s <sup>2</sup> ]
	滑行距离 Sliding length	不适用 Inapplicable	速度/ 加速度 Speed / acceleration FL <sub>B</sub>	≤ 2 [m/s] / 4 [m/s <sup>2</sup> ]
	竖直悬挂 Vertical hanging	≤ 5m	滑行速度/ 加速度 Sliding speed / acceleration	不适用 Inapplicable
	垂直站立 Vertical standing	≤ 0.5m	允许温度 Permitted temperature	-40°C ~120°C
	侧向架空 Side-unsupported length	≤ 0.5m	阻燃等级 Flammability Class	UL94 HB

## 预装拖链订购编码 Order code for pre-assembled cable carriers


拖链本体 Body					附件 Accessories
<b>C04 . 28 . 30 . 055 . 020</b>					<b>SV0203</b>
拖链系列 Carrier series	内高 Inner height	内宽 Inner width	弯曲半径 Bend radius	链节数量 Link quantity	竖分隔片 Vertical separators
					①

① SV0203: 每间隔2pcs空链节安装3pcs竖分隔片 Install 3pcs vertical separators every other 2pcs blank links

# DURAMOV® Plastic Cable Carriers

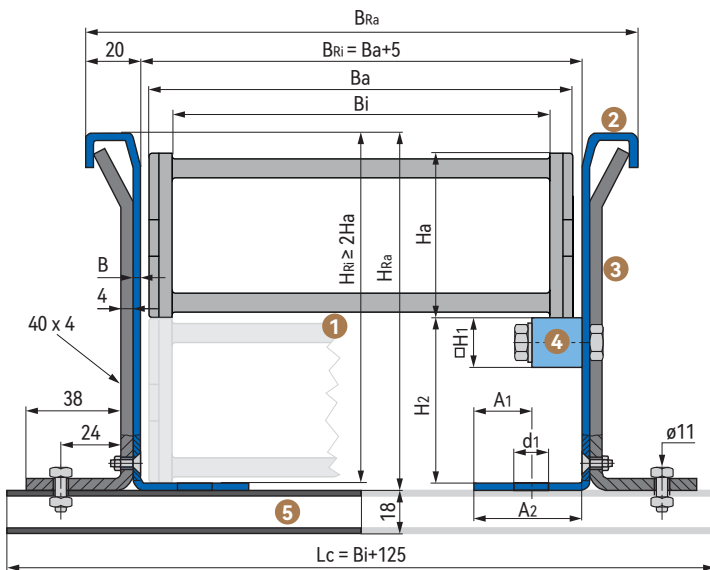
## DURAMOV® 塑料电缆拖链

### 导向槽 Guide troughs | 钢制导向槽 Steel guide troughs



- 极为稳固，适用于重载型机械
- 安装简单，直接固定在地面或C型槽上
- 两片式设计，可根据拖链调节宽度
- 可选用镀锌钢和不锈钢
- 可选用工程塑料耐磨滑条
- very stable and rugged for heavy machinery
- Easy installation, fixed directly on the ground or the C-profile
- Two piece design, adjustable to the width according the cable carriers
- Available in galvanised steel and stainless steel
- Available with plastic glide bar in guide trough

### 标准尺寸 Standard dimensions



- 1 电缆拖链 Cable carriers  
DURAMOV® C02 and C03
- 2 侧板 Trough side parts  
标准长度 Standard length: 2m section
- 3 支架 Clamping brackets  
标准件 Standard parts
- 4 滑条 Glide bars  
标准长度 Standard length: 2m section
- 5 C型槽 C-profile  
长度根据 The length according to Lc

适配拖链 Cable carrier	产品编码 Part No.	B [mm]	d <sub>1</sub> [mm]	A <sub>1</sub> [mm]	A <sub>2</sub> [mm]	H <sub>1</sub> [mm]	H <sub>2</sub> [mm]	H <sub>Ra</sub> [mm]
C02.18 C02.25	GT035070.2000.GS	2	9	12	26	20	35	70
C02.35	GT050100.2000.GS	2	11	15	35	20	50	100
C03.32	GT054130.2000.GS	2	11	15	35	20	54	130
C02.45 C03.42	GT064130.2000.GS	2	11	15	35	30	64	130
C03.56	GT084170.2000.GS	2	11	20	50	30	84	170
C03.80	GT108220.2000.GS	2.5	14	20	50	30	108	220

\*导向槽长度可根据客户实际安装空间定制 The guide trough length also available according to the installation requirement

产品编码 Part No.	侧板Trough side part			支架Clamping bracket			滑条Glide bar			C型槽C-profile	
	产品编码 Part No.	数量 Quantity [pcs/set]	重量 Weight [kg/set]	产品编码 Part No.	数量 Quantity [pcs/set]	重量 Weight [kg/set]	产品编码 Part No.	数量 Quantity [pcs/set]	重量 Weight [kg/set]	产品编码 Part No.	数量 Quantity [pcs/set]
GT035070.2000.GS	SP035070.2000.GS	1x2	3.75	CL035070.GS	(1+1)x2	0.12	GB020.2000	1x2	0.75	CB.HD.000.GS	1x2
GT050100.2000.GS	SP050100.2000.GS	1x2	4.95	CL050100.GS	(1+1)x2	0.16	GB020.2000	1x2	0.75	CB.HD.000.GS	1x2
GT054130.2000.GS	SP054130.2000.GS	1x2	5.90	CL054130.GS	(1+1)x2	0.20	GB020.2000	1x2	0.75	CB.HD.000.GS	1x2
GT064130.2000.GS	SP064130.2000.GS	1x2	5.90	CL064130.GS	(1+1)x2	0.20	GB030.2000	1x2	1.70	CB.HD.000.GS	1x2
GT084170.2000.GS	SP084170.2000.GS	1x2	7.65	CL084170.GS	(1+1)x2	0.25	GB030.2000	1x2	1.70	CB.HD.000.GS	1x2
GT108220.2000.GS	SP108220.2000.GS	1x2	11.45	CL108220.GS	(1+1)x2	0.31	GB030.2000	1x2	1.70	CB.HD.000.GS	1x2

\*CB.HD.000.GS: "000" = Bi+125

## 安装螺丝与螺母 Installation screw and nut

产品编码 Part No.	支架Clamping bracket 每节 Per section	滑条Glide bar 每节 Per section	C型槽C-profile 每节 Per section
GT035070.2000.GS	沉头螺丝 Countersunk-head screw M6×14, <b>4</b> pcs	六角螺丝 Hexagon-head screw M10×35, <b>22</b> pcs	六角螺丝 Hexagon-head screw M10×16, <b>2</b> pcs
GT050100.2000.GS	六角螺母 Hexagon nut M6, <b>4</b> pcs	六角螺母 Hexagon nut M10, <b>22</b> pcs	T型螺母 T-nut M10, <b>2</b> pcs
GT054130.2000.GS			
GT064130.2000.GS	沉头螺丝 Countersunk-head screw M6×14, <b>4</b> pcs	六角螺丝 Hexagon-head screw M10×45, <b>22</b> pcs	六角螺丝 Hexagon-head screw M10×16, <b>2</b> pcs
GT084170.2000.GS	六角螺母 Hexagon nut M6, <b>4</b> pcs	六角螺母 Hexagon nut M10, <b>22</b> pcs	T型螺母 T-nut M10, <b>2</b> pcs
GT108220.2000.GS			

产品编码 Part No.:

GT035070.2000.GS.GB.CB175.SN

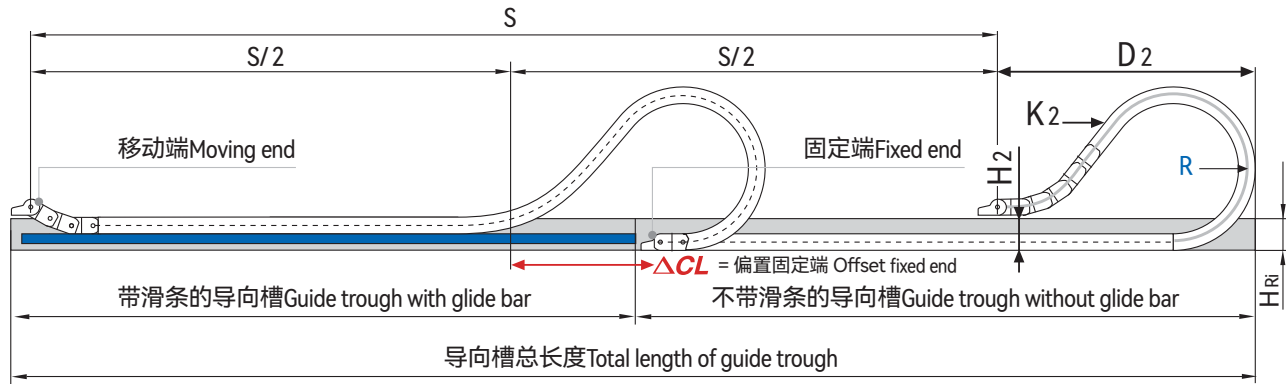


# DURAMOV® Plastic Cable Carriers

## DURAMOV® 塑料电缆拖链

### 导向槽 Guide troughs | 钢制导向槽 Steel guide troughs

\*拖链中间固定长度 For center mount applications: Chain length =  $S/2 + K_2$



#### C02.18 长行程滑行应用 For long travels gliding applications | 10-75m

R	38	48	75	100	125	150
H <sub>2</sub>	76	96	150	100	100	100
D <sub>2</sub> <sup>+25</sup>	102	112	139	340	495	540
K <sub>2</sub>	190	220	305	600	800	940
ΔCL	-	-	-	179	305	340

#### C02.25 长行程滑行应用 For long travels gliding applications | 10-120m

R	55	75	100	125	150	175	200	225	250
H <sub>2</sub>	110	150	100	100	100	100	100	100	100
D <sub>2</sub> <sup>+25</sup>	142	162	380	440	590	755	950	1040	1130
K <sub>2</sub>	265	330	644	736	1012	1242	1472	1610	1794
ΔCL	-	-	204	244	364	504	674	754	804

#### C02.35 长行程滑行应用 For long travels gliding applications | 10-150m

R	63	75	100	125	150	175	200	250
H <sub>2</sub>	130	150	166	166	166	166	166	166
D <sub>2</sub> <sup>+25</sup>	140	150	350	475	500	655	770	950
K <sub>2</sub>	335	375	616	784	896	1120	1288	1624
ΔCL	-	-	144	244	244	374	464	594

#### C02.45 长行程滑行应用 For long travels gliding applications | 10-150m

R	75	100	125	150	200	250	300
H <sub>2</sub>	150	200	186	186	186	186	186
D <sub>2</sub> <sup>+25</sup>	208	233	475	570	780	1010	1150
K <sub>2</sub>	370	450	804	1005	1340	1675	1943
ΔCL	-	-	233	303	463	643	733



**C03.32长行程滑行应用Forlong travels gliding applications | 10-200m**

R	63	75	100	125	150	175	200	225	250	300
H <sub>2</sub>	126	150	166	166	166	166	166	166	166	166
D <sub>2</sub> <sup>+25</sup>	146	158	370	470	500	655	770	900	930	1100
K <sub>2</sub>	310	350	6116	784	896	1120	1288	1456	1568	1904
ACL	-	-	160	210	240	3700	460	540	570	690

**C03.42长行程滑行应用Forlong travels gliding applications | 12-300m**

R	75	100	125	150	175	200	250	300	350
H <sub>2</sub>	150	200	186	186	186	186	186	186	186
D <sub>2</sub> <sup>+25</sup>	174	199	475	570	670	780	1030	1150	1500
K <sub>2</sub>	370	450	804	938	1139	1340	1675	1943	2412
ACL	-	-	230	300	380	460	660	730	1030

**C03.56长行程滑行应用Forlong travels gliding applications | 12-400m**

R	135	150	175	200	250	300	350	400
H <sub>2</sub>	270	266	266	266	266	266	266	266
D <sub>2</sub> <sup>+25</sup>	268	450	580	710	980	1180	1440	1850
K <sub>2</sub>	610	819	1092	1274	1638	2002	2275	2548
ACL	-	159	259	359	559	709	905	959

**C03.80长行程滑行应用Forlong travels gliding applications | 12-400m**

R	150	200	250	300	350	400	500
H <sub>2</sub>	242	242	242	242	242	242	242
D <sub>2</sub> <sup>+25</sup>	550	800	1000	1200	1450	1600	2100
K <sub>2</sub>	890	1330	1665	2000	2330	2660	3440
ACL	189	389	539	689	889	989	1389

# DURAMOV® Plastic Cable Carriers

## DURAMOV® 塑料电缆拖链

### 附件 | 分隔片 Accessories | Separators

#### ■ C02竖分隔片 Vertical separators



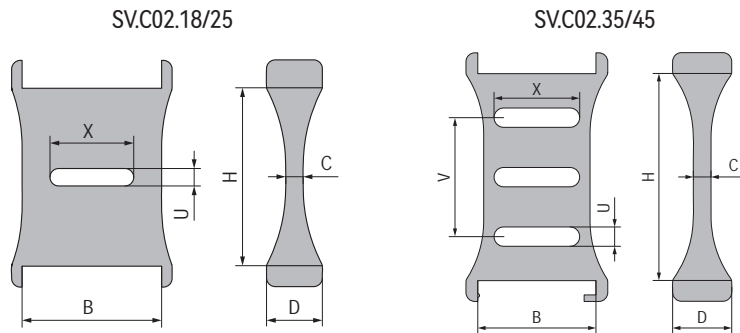
- 分隔片，将链内空间按需要分隔开电缆、油管、气管等起到保护作用
- 具有较高强度的分隔片，可稳固的装备于拖链中
- 同时满足安装简单快速
- The separator separates inside space of the carrier to protect cables, oil hoses, gas hoses, etc.
- Separator with high strength, can be firmly fitted in carrier
- Quickly and easily installation

DURAMOV® Accessories

www.csb-ep.com  
sales@csb-ep.com

电话: 0573 84186133/84185527  
Tel: 0086 573 84187009

### 标准尺寸 Standard dimensions



🛒 产品编码 Part No.:

SV.C02.25

拖链内高 Inner Height

拖链型号 Carrier type

分隔片系列 Separator series

产品编码 Part No.	产品编码 Part No.	H <sup>0</sup> <sub>-0.25</sub> [mm]	X [mm]	V [mm]	C [mm]	D [mm]	U [mm]	B [mm]
SV.C02.18	SV.C02E.18	18	12	/	2.5	8	3	20
SV.C02.25	SV.C02E.25	25	12	/	2.5	8	3	20
SV.C02.35	SV.C02E.35	35	12	14.6	3	10	3	20
SV.C02.45	SV.C02E.45	45	12	18	3	10	3	22



可沿横杆自由移动  
Move freely along the crossbar

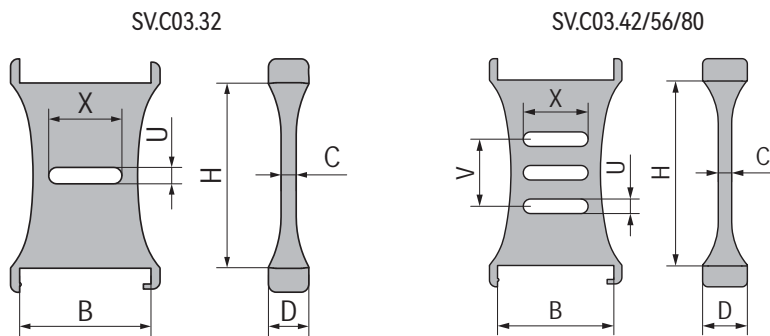
## 附件 | 分隔片 Accessories | Separators

### ■ C03竖分隔片 Vertical separators



- 分隔片，将链内空间按需要分隔开电缆、油管、气管等起到保护作用
- 具有较高强度的分隔片，可稳固的装备于拖链中
- 同时满足安装简单快速
- The separator separates inside space of the carrier to protect cables, oil hoses, gas hoses, etc.
- Separator with high strength, can be firmly fitted in carrier
- Quickly and easily installation

### 标准尺寸 Standard dimensions



产品编码 Part No.:

SV.C03.32

- 拖链内高 Inner Height
- 拖链型号 Carrier type
- 分隔片系列 Separator series

产品编码 Part No.	$H_{-0.25}^0$ [mm]	X [mm]	V [mm]	C [mm]	D [mm]	U [mm]	B [mm]
SV.C03.32	32	12	/	3	8	3	26
SV.C03.42	42	12	17	3	10	3	26
SV.C03.56	56	15	22.7	4	12	4	30
SV.C03.80	80	15	40	4	10	4	30



可沿横杆自由移动  
Move freely along the crossbar

# DURAMOV® Plastic Cable Carriers

## DURAMOV® 塑料电缆拖链

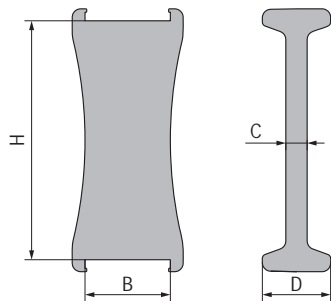
### 附件 | 分隔片 Accessories | Separators

#### ■ C04竖分隔片 Vertical separators



- 将链内空间按需要分隔开电缆、油管、气管等起到保护作用
- 具有较高强度的分隔片，可稳固的装备于拖链中
- 同时满足安装简单快速
- The separator separates inside space of the carrier to protect cables, oil hoses, gas hoses, etc.
- Separator with high strength, can be firmly fitted in carrier
- Quickly and easily installation

### 标准尺寸 Standard dimensions



产品编码 Part No.:

SV.C04.28

- 拖链内高 Inner Height
- 拖链型号 Carrier type
- 分隔片系列 Separator series

产品编码 Part No.	$H_{-0.25}^0$ [mm]	C [mm]	D [mm]	B [mm]
SV.C04.28	28	2.5	8	10



可沿横杆自由移动  
Move freely along the crossbar

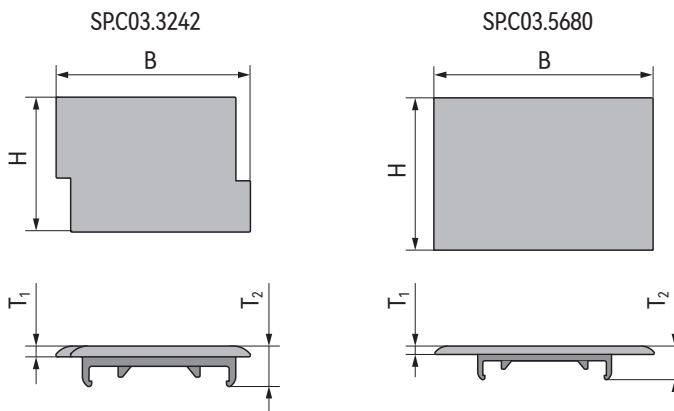
## 附件 | C03电缆拖链长行程拖行-滑行垫 Accessories | Sliding pads for cable carriers

### ■ C03电缆拖链长行程拖行-滑行垫 Horizontal separators-Sliding pads for cable carriers



- 用于C03塑料电缆拖链长行程保护
  - 经过摩擦优化耐磨复合塑料制成
  - 坚固耐用，延长电缆拖链寿命
  - 作为独立部件供货
- Used for C03 cable carriers long stroke protection
  - Made of friction-optimized wear-resistant composite plastic
  - Rugged and durable, extend the life of the cable carrier
  - Supplied as a individual component

### 标准尺寸 Standard dimensions



产品编码 Part No.:

SP.C03.3242

编号 Code

拖链型号 Carrier type

滑行垫系列 Sliding pads series

产品编码 Part No.	适配拖链 Suitable for carriers	B [mm]	H [mm]	T <sub>1</sub> [mm]	T <sub>2</sub> [mm]	重量 Weight [g]
SPC03.3242	C03.32 / C03.42	37	25	2	7.5	3.5
SPC03.5680	C03.56 / C03.80	53	36	2	8	7



可拆卸, 安装简易  
Removable and easy  
to install

未安装滑行垫  
Without sliding pads



滑行垫安装后  
Assembled sliding pads



# DURAMOV® Plastic Cable Carriers

## DURAMOV® 塑料电缆拖链

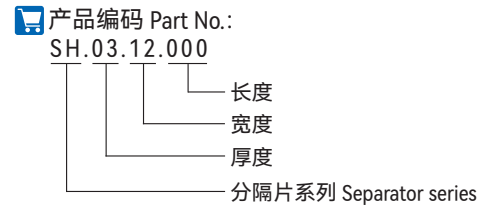
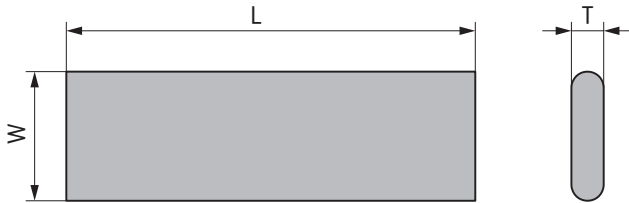
### 附件 | 分隔片 Accessories | Separators

#### ■ 横分隔片 Horizontal separators



- 可用于许多直径电缆应用，横分隔片可以放置适合宽度
- C03.42和C03.56提供了3个不同高度横向分隔槽位
- 横分隔片中的竖分隔片可在水平方向自由移动
- Horizontal separators are available for many diameter cable applications
- Three different height for C03.42 and C03.56
- The vertical separator in the horizontal separator can move freely in the horizontal direction

#### 标准尺寸 Standard dimensions




产品编码 Part No.	L [mm]	W [mm]	T [mm]	重量 Weight [g]
SH.03.12.038	38	12	3	2.5
SH.03.12.048	48	12	3	3.2
SH.03.12.050	50	12	3	3.3
SH.03.12.057	57	12	3	3.8
SH.03.12.060	60	12	3	4.0
SH.03.12.067	67	12	3	4.5
SH.03.12.075	75	12	3	5.0
SH.03.12.077	77	12	3	5.1
SH.03.12.080	80	12	3	5.3
SH.03.12.087	87	12	3	5.8
SH.03.12.100	100	12	3	6.6
SH.03.12.103	103	12	3	6.8
SH.03.12.125	125	12	3	8.3
SH.03.12.150	150	12	3	9.9
SH.03.12.175	175	12	3	11.6
SH.03.12.200	200	12	3	13.2
SH.04.15.100	100	15	4	11.0
SH.04.15.125	125	15	4	13.8
SH.04.15.150	150	15	4	16.6
SH.04.15.175	175	15	4	19.3
SH.04.15.200	200	15	4	22.1
SH.04.15.225	225	15	4	24.9
SH.04.15.250	250	15	4	27.6

拖链类别 Plastic cable carriers	拖链型号 Cable carrier specifications	横分隔片 Horizontal separators	最大安装数量 Max. installation quantities [pcs/link]
C02 通用型拖链 Universal cable carriers	C02.18	SH.03.12.000	1
	C02.25	SH.03.12.000	1
	C02.35	SH.03.12.000	1
	C02.45	SH.03.12.000	2
C02E 抗静电拖链 ESD cable carriers	C02E.18	SH.03.12.000	1
	C02E.25	SH.03.12.000	1
	C02E.35	SH.03.12.000	1
	C02E.45	SH.03.12.000	2
C03 重载型拖链 High load cable carriers	C03.32	SH.03.12.000	1
	C03.42	SH.03.12.000	2
	C03.56	SH.04.15.000	3
	C03.80	SH.04.15.000	3

## 附件 | 波纹管 Accessories | Bellows

拖链产品编码 Cable carriers part No.	拖链内高 Inner height [mm]	拖链外高 Outer height [mm]	适配波纹管 Bellows	适配波纹管支架 Brackets	适配波纹管外径 Bellows outer diameter [mm]
C02.35	35	50	AD13.0 至 to AD25.0	VHB-AD13.0 至 to VHB-AD25.0	≤25
C02.45	45	64	AD13.0 至 to AD28.5	VHB-AD13.0 至 to VHB-AD28.5	≤28.5
C03.32	32	54	AD13.0 至 to AD21.2	VHB-AD13.0 至 to VHB-AD21.2	≤21.2
C03.42	42	64	AD13.0 至 to AD28.5	VHB-AD13.0 至 to VHB-AD28.5	≤28.5
C03.56	56	84	AD13.0 至 to AD42.5	VHB-AD13.0 至 to VHB-AD42.5	≤42.5
C03.80	80	108	AD13.0 至 to AD54.5	VHB-AD13.0 至 to VHB-AD54.5	≤54.5



\*产品详情Product information: P86-P91

# DURAMOV® Plastic Cable Carriers

## DURAMOV® 塑料电缆拖链

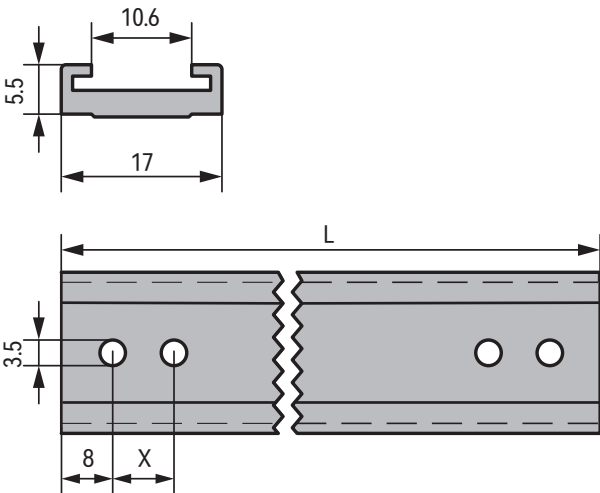
### 附件 | 消除应力元件 Accessories | Strain relief elements

#### ■ C02 C型支架 C-profile brackets

安装在拖链接头内部 Mounted on the inside of the carrier brackets




- 铝合金材质，表面阳极氧化
- 消除应力元件可在导向槽内运动
- Aluminum alloy, surface anodized
- The tiewrap elements can move within the guide slot



产品编码 Part No.	X (C02.18/25) [mm]	X (C02.35/45) [mm]	L [mm]
CB.C02.038.AL	8	10	38
CB.C02.048.AL	8	10	48
CB.C02.050.AL	8	10	50
CB.C02.057.AL	8	10	57
CB.C02.060.AL	8	10	60
CB.C02.067.AL	8	10	67
CB.C02.077.AL	8	10	77
CB.C02.080.AL	8	10	80
CB.C02.087.AL	8	10	87
CB.C02.100.AL	8	10	100
CB.C02.103.AL	8	10	103
CB.C02.125.AL	8	10	125
CB.C02.150.AL	8	10	150
CB.C02.175.AL	8	10	175

产品编码 Part No.:  
CB.C02.038.AL

材料铝合金 Materials: Aluminum  
拖链内宽 Inner width  
拖链系列 Carrier series  
支架系列 Bracket series

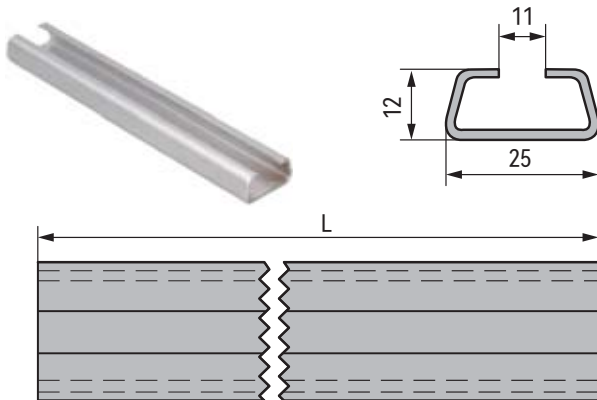




## 附件 | 消除应力元件 Accessories | Strain relief elements

### ■ C03 C型支架 C-profile brackets

安装在拖链接头内部 Mounted on the inside of the carrier brackets



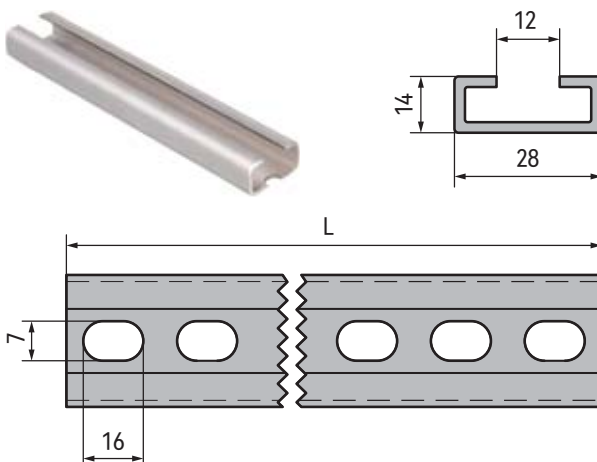
产品编码 Part No.:  
CB.C03.050.GS

ES:材料不锈钢 Stainless steel  
GS:镀锌钢 Galvanized steel  
拖链内宽 Inner width  
拖链系列 Carrier series  
支架系列 Bracket series

产品编码 Part No.	产品编码 Part No.	L [mm]
CB.C03.050.GS	CB.C03.050.ES	50
CB.C03.075.GS	CB.C03.075.ES	75
CB.C03.100.GS	CB.C03.100.ES	100
CB.C03.125.GS	CB.C03.125.ES	125
CB.C03.150.GS	CB.C03.150.ES	150
CB.C03.175.GS	CB.C03.175.ES	175
CB.C03.200.GS	CB.C03.200.ES	200
CB.C03.225.GS	CB.C03.225.ES	225
CB.C03.250.GS	CB.C03.250.ES	250

### ■ C03 C型支架 C-profile bracket for heavy-duty applications

安装在拖链接头外部 Mounted on the outside of the carrier brackets



产品编码 Part No.:  
CB.HD.050.ES

ES:材料不锈钢 Stainless steel  
GS:镀锌钢 Galvanized steel  
拖链内宽 Inner width  
重载系列 Heavy-duty series  
支架系列 Bracket series

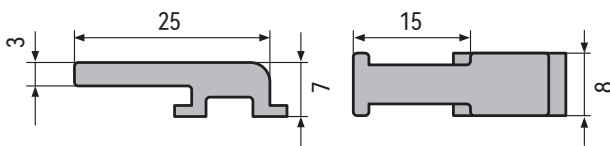
产品编码 Part No.	产品编码 Part No.	L [mm]
CB.HD.050.GS	CB.HD.050.ES	50
CB.HD.075.GS	CB.HD.075.ES	75
CB.HD.100.GS	CB.HD.100.ES	100
CB.HD.125.GS	CB.HD.125.ES	125
CB.HD.150.GS	CB.HD.150.ES	150
CB.HD.175.GS	CB.HD.175.ES	175
CB.HD.200.GS	CB.HD.200.ES	200
CB.HD.225.GS	CB.HD.225.ES	225
CB.HD.250.GS	CB.HD.250.ES	250

# DURAMOV® Plastic Cable Carriers

## DURAMOV® 塑料电缆拖链

### 附件 | 消除应力元件 Accessories | Strain relief elements

#### ■ C02 消除应力元件 Tiewrap elements



- 作为独立部件供货
- 适用C型支架，带梳齿状应力元件
- 更方便固定电缆，易于拆装
- 节约安装时间，空间、成本，紧凑的模块化设计
- Available as an individual component
- Can be clipped into C-profile bracker
- Easy to assemble and fix cables
- Save assemble time and space,compact modular design

#### 产品编码 Part No.:

TE.C02.08.15

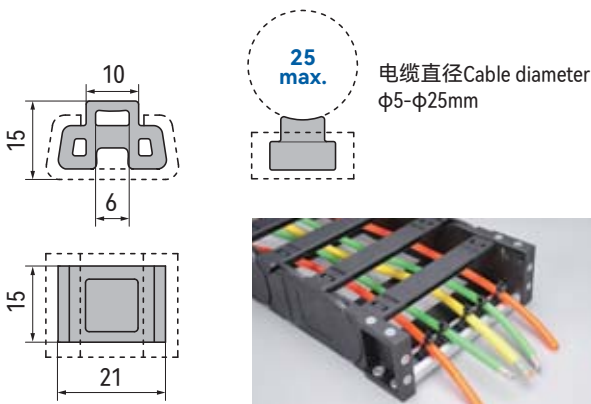
梳齿长度 Tiewrap tooth length

宽度 Width

拖链系列 Carrier series

去应力元件 Tiewrap elements

#### ■ C03 消除应力元件 Tiewrap elements



- 作为独立部件供货
- 适用C型支架，配合扎带使用
- 更方便固定电缆，易于拆装
- 节约安装时间，空间、成本，紧凑的模块化设计
- Available as an individual component
- Used with C-profile bracker and tiewraps
- Easy to assemble and fix cables
- Save assemble time and space,compact modular design

#### 产品编码 Part No.:

TE.C03.15.06

最大扎带宽度 Max. tiewrap width

底座宽度 Block width

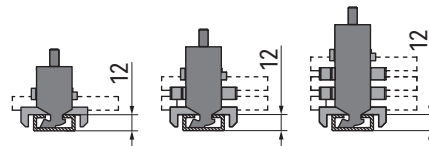
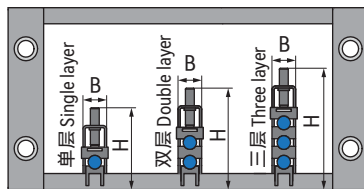
拖链系列 Carrier series

去应力元件 Tiewrap elements

## 附件 | 电缆夹 Accessories | Cable clamp



## 标准尺寸 Standard dimensions



### 产品编码 Part No.:

CFX12.1.E

空白Blank: 碳钢 Carbon steel  
E: 不锈钢 Stainless steel

1: 单层 Single layer  
2: 双层 Double layer  
3: 三层 Three layer

电缆最大直径 Cable max. diameter  
电缆夹系列 Cable clamp series

### 单层电缆夹 Single layer cable clamp:

产品编码(碳钢) Part No. (Carbon steel)	产品编码(不锈钢) Part No. (Stainless steel)	直径 Diameter [mm]	B [mm]	H [mm]	重量 Weight [g]
CFX12.1	CFX12.1.E	06-12	16	48	30
CFX14.1	CFX14.1.E	12-14	18	50	33
CFX16.1	CFX16.1.E	14-16	20	52	36
CFX18.1	CFX18.1.E	16-18	22	54	39
CFX20.1	CFX20.1.E	18-20	24	56	42
CFX22.1	CFX22.1.E	20-22	26	58	45

产品编码(碳钢) Part No. (Carbon steel)	产品编码(不锈钢) Part No. (Stainless steel)	直径 Diameter [mm]	B [mm]	H [mm]	重量 Weight [g]
CFX26.1	CFX26.1.E	22-26	30	67	48
CFX30.1	CFX30.1.E	26-30	34	71	48
CFX34.1	CFX34.1.E	30-34	38	75	51
CFX38.1	CFX38.1.E	34-38	42	79	54
CFX42.1	CFX42.1.E	38-42	46	83	60

### 双层电缆夹 Double layer cable clamp:

产品编码(碳钢) Part No. (Carbon steel)	产品编码(不锈钢) Part No. (Stainless steel)	直径 Diameter [mm]	B [mm]	H [mm]	重量 Weight [g]
CFX12.2	CFX12.2.E	06-12	16	69	47
CFX14.2	CFX14.2.E	12-14	18	71	52
CFX16.2	CFX16.2.E	14-16	20	75	57
CFX18.2	CFX18.2.E	16-18	22	79	62
CFX20.2	CFX20.2.E	18-20	24	83	67

产品编码(碳钢) Part No. (Carbon steel)	产品编码(不锈钢) Part No. (Stainless steel)	直径 Diameter [mm]	B [mm]	H [mm]	重量 Weight [g]
CFX22.2	CFX22.2.E	20-22	26	87	72
CFX26.2	CFX26.2.E	22-26	30	105	77
CFX30.2	CFX30.2.E	26-30	34	113	82
CFX34.2	CFX34.2.E	30-34	38	121	88

### 三层电缆夹 Three layer cable clamp:

产品编码(碳钢) Part No. (Carbon steel)	产品编码(不锈钢) Part No. (Stainless steel)	直径 Diameter [mm]	B [mm]	H [mm]	重量 Weight [g]
CFX12.3	CFX12.3.E	06-12	16	86	64
CFX14.3	CFX14.3.E	12-14	18	92	69
CFX16.3	CFX16.3.E	14-16	20	98	74
CFX18.3	CFX18.3.E	16-18	22	104	79

产品编码(碳钢) Part No. (Carbon steel)	产品编码(不锈钢) Part No. (Stainless steel)	直径 Diameter [mm]	B [mm]	H [mm]	重量 Weight [g]
CFX20.3	CFX20.3.E	18-20	24	110	84
CFX22.3	CFX22.3.E	20-22	26	116	89
CFX26.3	CFX26.3.E	24-26	30	128	99
CFX30.3	CFX30.3.E	28-30	34	140	109

# DURAMOV® Plastic Cable Carriers

DURAMOV® 塑料电缆拖链

## BL 波纹管 Bellows



BL波纹管适用于众多通用机械行业，出色的耐低温和自阻燃性能还适用于汽车工业。此系列波纹管可在低温下保持较好的抗冲击性能，并具有良好的耐候性。

- 自阻燃V2
- 针对冷冲击强度而改良聚酰胺制成
- 不含卤素和镉，即使在低温下也具有高抗冲击强度
- 运行温度范围: -40°C至+105°C; 短期: +150°C
- 化学抗性: 可耐受燃料, 矿物油, 油脂, 弱酸和弱碱等

BL bellows is suitable for use in general mechanical applications, The good anti-freezing ability and self-extinguishing properties can be used in automotive industries. The bellows keep high impact resistance in cold temperatures and good weather resistance.

- Self-extinguishing class V2
- Made of polyamide with specially modified to withstand freezing temperatures
- Halogen and cadmium free, high impact resistance, even at low temperatures
- Temperature range: -40°C to +105°C; short-term: +150°C
- Chemical resistance: Against fuels, mineral oils, greases, alkalis, weak acids and bases, etc.



阻燃等级 Flammability Class  
UL94 V2



RoHS认证 certification



可扭转运动  
Torsional motion possible

BL

DURAMOV®

www.csb-ep.com  
sales@csb-ep.com

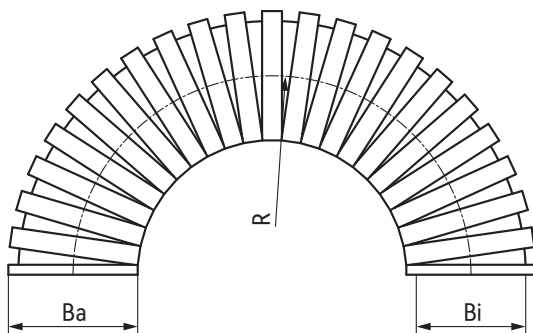
电话: 0573 84186133/84185527  
Tel: 0086 573 84187009

## BL01 波纹管 Bellows



## 标准尺寸 Standard dimensions

产品编码(全封闭) Part No. (Close)	产品编码(开口) Part No. (Open)	内径 Bi Inner diameter [mm]	外径 Ba Outer diameter [mm]	弯曲半径 R Bend radius [mm]	拉伸强度 Max. tension strength [N]	延伸率 Strain at break [%]	最大长度 Max. length [m]	重量 Weight [kg/m]
BL01-06-AD10.0	BL01-06-AD10.0-OP	6.0	10.0	16	200	120%	100	0.018
BL01-10-AD13.0	BL01-10-AD13.0-OP	10.0	13.0	20	350	120%	100	0.023
BL01-12-AD15.8	BL01-12-AD15.8-OP	12.0	15.8	30	500	150%	100	0.033
BL01-14-AD18.5	BL01-14-AD18.5-OP	14.3	18.5	40	650	160%	100	0.042
BL01-17-AD21.2	BL01-17-AD21.2-OP	17.0	21.2	45	850	200%	100	0.054
BL01-20-AD25.0	BL01-20-AD25.0-OP	20.0	25.0	45	1000	200%	100	0.062
BL01-23-AD28.5	BL01-23-AD28.5-OP	23.0	28.5	50	1100	200%	50	0.084
BL01-26-AD32.0	BL01-26-AD32.0-OP	26.0	32.0	55	1200	200%	50	0.093
BL01-29-AD34.5	BL01-29-AD34.5-OP	29.0	34.5	60	1600	200%	50	0.104
BL01-36-AD42.5	BL01-36-AD42.5-OP	36.0	42.5	70	1800	200%	50	0.138
BL01-48-AD54.5	BL01-48-AD54.5-OP	48.0	54.5	90	2800	200%	25	0.224



产品编码 Part No.:

BL01-10-AD13.0-OP

开口 Open  
 波纹管外径 Inner width  
 波纹管内径 Inner height  
 波纹管系列 Carrier series

## 附件 Accessories



# DURAMOV® Plastic Cable Carriers

DURAMOV® 塑料电缆拖链

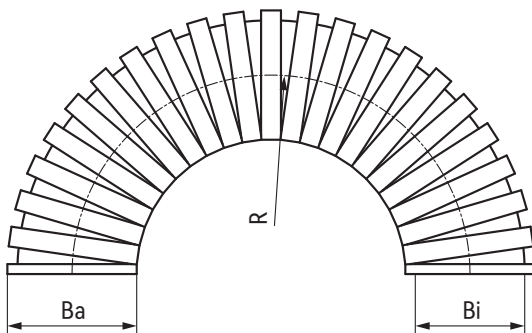
BL02

## BL02 波纹管 Bellows



## 标准尺寸 Standard dimensions

产品编码(全封闭) Part No. (Close)	产品编码(开口) Part No. (Open)	内径 Bi Inner diameter [mm]	外径 Ba Outer diameter [mm]	弯曲半径 R Bend radius [mm]	拉伸强度 Max. tension strength [N]	延伸率 Strain at break [%]	最大长度 Max. length [m]	重量 Weight [kg/m]
BL02-10-AD13.0	BL02-10-AD13.0-OP	10.0	13.0	20	350	120%	100	0.023
BL02-12-AD15.8	BL02-12-AD15.8-OP	12.0	15.8	30	500	150%	100	0.033
BL02-14-AD18.5	BL02-14-AD18.5-OP	14.3	18.5	40	650	160%	100	0.042
BL02-17-AD21.2	BL02-17-AD21.2-OP	17.0	21.2	45	850	200%	100	0.054
BL02-20-AD25.0	BL02-20-AD25.0-OP	20.0	25.0	45	1000	200%	100	0.062
BL02-23-AD28.5	BL02-23-AD28.5-OP	23.0	28.5	50	1100	200%	50	0.084
BL02-29-AD34.5	BL02-29-AD34.5-OP	29.0	34.5	60	1600	200%	50	0.104
BL02-36-AD42.5	BL02-36-AD42.5-OP	36.0	42.5	70	1800	200%	50	0.138
BL02-48-AD54.5	BL02-48-AD54.5-OP	48.0	54.5	90	2800	200%	25	0.224



产品编码 Part No.:

BL02-10-AD13.0-OP

开口 Open  
 波纹管外径 Inner width  
 波纹管内径 Inner height  
 波纹管系列 Carrier series

## 附件 Accessories



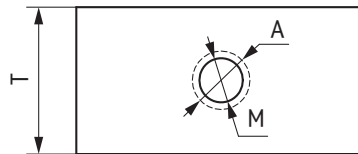
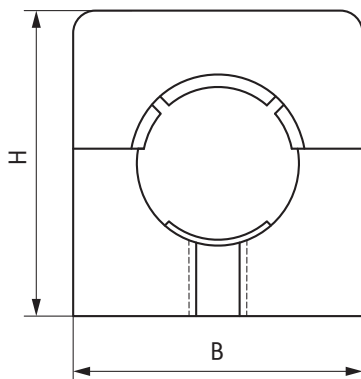
## 附件 | VHB波纹管支架 Accessories | Brackets

### ■ VHB-GY波纹管支架 Brackets



- 节约安装时间、空间、成本、紧凑的模块化设计
- 不易老化，使用安全，寿命长
- 极佳的抗冲击强度
- Compact modular design to save installation time, space and cost
- Long life and safety in use
- Excellence in impact strength

### 标准尺寸 Standard dimensions



产品编码 Part No.:

VHB-AD13.0-GY

空白: 黑色 Black  
GY: 灰色 Grey

适配软管 Bellows

支架系列 Series

产品编码 Part No.	产品编码 Part No.	适配软管 Bellows	B [mm]	H [mm]	T [mm]	M [mm]	A [mm]	重量 Weight [g]
VHB-AD13.0	VHB-AD13.0-GY	AD13.0	30	26	12.5	4.5	8.0	7.4
VHB-AD15.8	VHB-AD15.8-GY	AD15.8	30	26	12.5	5.0	8.5	7.4
VHB-AD18.5	VHB-AD18.5-GY	AD18.5	35	33	15.0	6.0	10.0	9.0
VHB-AD21.2	VHB-AD21.2-GY	AD21.2	35	34	15.0	6.0	10.0	9.0
VHB-AD25.0	VHB-AD25.0-GY	AD25.0	42	38	16.0	6.0	11.5	10.6
VHB-AD28.5	VHB-AD28.5-GY	AD28.5	42	42	16.0	6.0	11.5	10.6
VHB-AD34.5	VHB-AD34.5-GY	AD34.5	51	52	16.0	6.5	12.0	12.2
VHB-AD42.5	VHB-AD42.5-GY	AD42.5	58	59	18.0	6.5	12.0	13.8
VHB-AD54.5	VHB-AD54.5-GY	AD54.5	73	74	20.0	7.0	12.5	15.4

# DURAMOV® Plastic Cable Carriers

## DURAMOV® 塑料电缆拖链

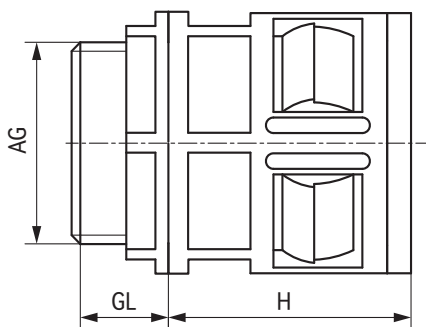
### 附件 | QDC波纹管快速接头 Accessories | Quick connectors

#### ■ QDC波纹管快速接头 Quick connectors



- 节约安装时间、空间、成本、紧凑的模块化设计
- 应用广泛，可实现最高的安全和密封性能
- 不易老化，使用安全，寿命长
- 极佳的抗冲击强度
- Compact modular design reduces cost and provides less installation time and space
- Wide range of applications for maximum safety and sealing performance
- Great durability, anti-aging, safe to use, long life
- Excellent impact strength

### 标准尺寸 Standard dimensions



#### 产品编码 Part No.:

QDC-AD13.0-M16x1.5-GY

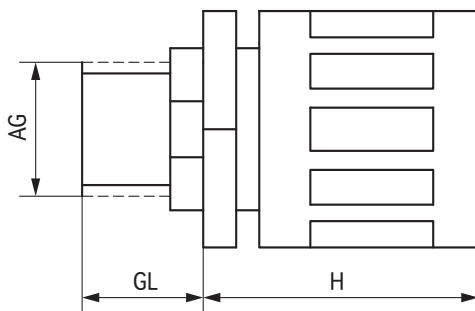
- 空白: 黑色 Black
- GY: 灰色 Grey
- 螺纹尺寸 Thread
- 适配软管 Bellows
- 支架系列 Series

产品编码 Part No.	产品编码 Part No.	适配软管 Bellows	螺纹尺寸 Thread [mm]	AG外径 Outer diameter [mm]	AG内径 Inner diameter [mm]	GL [mm]	H [mm]	重量 Weight [g]
QDC-AD13.0-M16x1.5	QDC-AD13.0-M16x1.5-GY	AD13.0	M16x1.5	16	12	10	25	2.2
QDC-AD15.8-M16x1.5	QDC-AD15.8-M16x1.5-GY	AD15.8	M16x1.5	16	12	12	28	2.7
QDC-AD18.5-M20x1.5	QDC-AD18.5-M20x1.5-GY	AD18.5	M20x1.5	20	15	12	28	2.7
QDC-AD21.2-M20x1.5	QDC-AD21.2-M20x1.5-GY	AD21.2	M20x1.5	20	15	12	31	3.7
QDC-AD25.0-M25x1.5	QDC-AD25.0-M25x1.5-GY	AD25.0	M25x1.5	25	20	11	33	4.2
QDC-AD28.5-M25x1.5	QDC-AD28.5-M25x1.5-GY	AD28.5	M25x1.5	25	20	13	34	4.5
QDC-AD34.5-M32x1.5	QDC-AD34.5-M32x1.5-GY	AD34.5	M32x1.5	32	26	15	36	9.2
QDC-AD42.5-M40x1.5	QDC-AD42.5-M40x1.5-GY	AD42.5	M40x1.5	40	34	15	39	10.9
QDC-AD54.5-M50x1.5	QDC-AD54.5-M50x1.5-GY	AD54.5	M50x1.5	50	43	15	39	16.6



**附件 | WPC波纹管防水接头 Accessories | Water-proof connectors**
**■ WPC波纹管防水接头 Water-proof connectors**


- 防水等级IP68
- 节约安装时间、空间、成本、紧凑的模块化设计
- 内置防水密封圈，防水效果可靠，拉力强
- 不易老化，使用安全，寿命长
- 极佳的抗冲击强度
- Waterproof grade IP68
- Compact modular design, easy to installation, safe to use, cost less
- Reliable waterproof performance with sealing ring, strong tensile strength
- Not easy to age, safe to use, long service life
- Excellent impact strength

**标准尺寸 Standard dimensions**

**产品编码 Part No.:**
**WPC-AD13.0-M16x1.5**

螺纹尺寸 Thread  
 适配软管 Bellows  
 支架系列 Series

产品编码 Part No.	适配软管 Bellows	螺纹尺寸 Thread [mm]	AG外径 Outer diameter [mm]	GL [mm]	H [mm]	重量 Weight [g]
WPC-AD13.0-M16x1.5	AD13.0	M16x1.5	16	15	25	2.2
WPC-AD15.8-M16x1.5	AD15.8	M16x1.5	16	15	28	2.7
WPC-AD18.5-M20x1.5	AD18.5	M20x1.5	20	15	28	2.7
WPC-AD21.2-M20x1.5	AD21.2	M20x1.5	20	15	28	3.7
WPC-AD25.0-M25x1.5	AD25.0	M25x1.5	25	15	28	4.2
WPC-AD28.5-M25x1.5	AD28.5	M25x1.5	25	15	28	4.5
WPC-AD34.5-M32x1.5	AD34.5	M32x1.5	32	15	30	9.2
WPC-AD42.5-M40x1.5	AD42.5	M40x1.5	40	15	35	10.9
WPC-AD54.5-M50x1.5	AD54.5	M50x1.5	50	25	55	16.6

# DURAMOV® Plastic Cable Carriers

## DURAMOV® 塑料电缆拖链

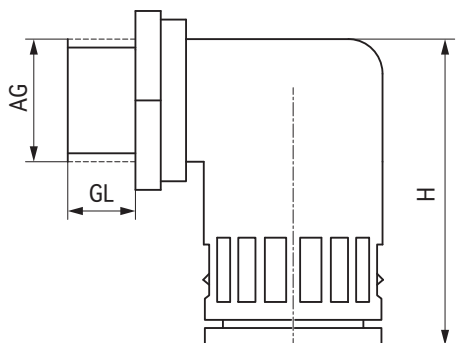
### 附件 | RAC波纹管直角接头 Accessories | Right-angle connectors

#### RAC波纹管直角接头 Right-angle connectors



- 节约安装时间、空间、成本、紧凑的模块化设计
- 应用广泛，可实现最高的安全和密封性能
- 不易老化，使用安全，寿命长
- 极佳的抗冲击强度
- Compact modular design saves installation time and space, as well as cost
- Wide range of applications, maximum safety and sealing performance
- Application safely, long life, good durability
- Excellent impact strength

#### 标准尺寸 Standard dimensions



产品编码 Part No.:

RAC-AD13.0-M16x1.5-GY

空白: 黑色 Black  
GY: 灰色 Grey

螺纹尺寸 Thread

适配软管 Bellows

支架系列 Series

产品编码 Part No.	产品编码 Part No.	适配软管 Bellows	螺纹尺寸 Thread [mm]	AG外径 Outer diameter [mm]	GL [mm]	H [mm]	重量 Weight [g]
RAC-AD13.0-M16x1.5	RAC-AD13.0-M16x1.5-GY	AD13.0	M16x1.5	15	10	37	3.3
RAC-AD15.8-M16x1.5	RAC-AD15.8-M16x1.5-GY	AD15.8	M16x1.5	16	13	43	4.3
RAC-AD18.5-M20x1.5	RAC-AD18.5-M20x1.5-GY	AD18.5	M20x1.5	20	13	46	5.3
RAC-AD21.2-M20x1.5	RAC-AD21.2-M20x1.5-GY	AD21.2	M20x1.5	20	13	49	6.3
RAC-AD25.0-M25x1.5	RAC-AD25.0-M25x1.5-GY	AD25.0	M25x1.5	25	13	52	7.3
RAC-AD28.5-M25x1.5	RAC-AD28.5-M25x1.5-GY	AD28.5	M25x1.5	25	13	57	8.3
RAC-AD34.5-M32x1.5	RAC-AD34.5-M32x1.5-GY	AD34.5	M32x1.5	32	15	65	10.3
RAC-AD42.5-M40x1.5	RAC-AD42.5-M40x1.5-GY	AD42.5	M40x1.5	40	15	78	12.3
RAC-AD54.5-M50x1.5	RAC-AD54.5-M50x1.5-GY	AD54.5	M50x1.5	50	17	95	16.3

# FLEXMOV®

## 高柔性电缆 Flexible cables

FLEXMOV® 高柔性电缆包含控制电缆、数据电缆、伺服电缆、动力电缆、总线电缆、机器人电缆等；适用于 DURAMOV®拖链或机器人等移动供电应用。FLEXMOV® 高柔性电缆 符合电缆安全要求以及各种标准和准则，如RoHS、Reach、ICE、EAC、Interbus和Profibus。多种护套材料如PVC、PUR和TPE可满足室内或室外等极端环境无故障运行。

FLEXMOV® flexible cables include control cables, data cables, servo cables, motor cables, bus cables, robot cables, etc.; suitable for moving applications in DURAMOV® cable carriers or for robot applications. FLEXMOV® Flexible Cables meet the requirements for cable safety and the standards and guidelines such as RoHS, Reach, ICE, EAC, Interbus and Profibus. Various jacket materials such as PVC, PUR and TPE are available to meet trouble-free operation in extreme environments such as indoors or outdoors.



**FLEXMOV®**  
**FMC 控制电缆 Control cables**



**FLEXMOV®**  
**FMD 数据电缆 Data cables**




**FLEXMOV®**  
**FMB 总线电缆 Bus cables**



**FLEXMOV®**  
**FMM 动力电缆 Motor cables**



**FLEXMOV®**  
**FMV 伺服电缆 Servo cables**



**FLEXMOV®**  
**FME 测量电缆 Measuring cables**



<https://www.csb-ep.com>

Cables

FLEXMOV®













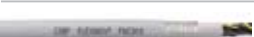








[www.csb-ep.com](http://www.csb-ep.com)  
[sales@csb-ep.com](mailto:sales@csb-ep.com)

电话: 0573 84186133/84185527  
Tel: 0086 573 84187009

# FLEXMOV® Flexible cables

## FLEXMOV® 高柔性电缆

### FLEXMOV® 高柔性电缆参数 Flexible cables

系列 Series	产品编码 Part No.	外护套 Outer jacket	屏蔽 Shield	最小弯曲半径 拖链内移动 Min. bending radius Moving in cable carriers [mm]	适用温度范围 拖链内移动 Temperature Moving in cable carriers	最大速度 v max. [m/s]		最大加速度 a max. [m/s <sup>2</sup> ]
						架空 Unsupported	滑行 Gliding	
<b>FMC 控制电缆 Control cables</b>								
	FMC600	PVC	-	12.5 x d	+70°C/+5°C	3	-	20
	FMC603	PVC	-	7.5 x d	+70°C/+5°C	3	2	20
	FMC605	PVC	-	6.8 x d	+70°C/+5°C	10	5	80
	FMC610	PVC	●	12.5 x d	+70°C/+5°C	3	-	20
	FMC616	PVC	●	6.8 x d	+70°C/+5°C	10	5	80
	FMC800	PUR	-	12.5 x d	+80°C/-20°C	3	-	20
	FMC810	PUR	●	12.5 x d	+80°C/-20°C	3	-	20
	FMC900	TPE	-	5 x d	+100°C/-35°C	10	6	100
	FMC901	TPE	-	5 x d	+100°C/-35°C	10	6	100
	FMC905	TPE	●	5 x d	+100°C/-35°C	10	6	100
	FMC907	PUR	-	6.8 x d	+80°C/-25°C	10	5	80
	FMC912	TPE	●	5 x d	+100°C/-35°C	10	6	100
	FMC918	PUR	●	6.8 x d	+80°C/-25°C	10	5	80
<b>FMD 数据电缆 Data cables</b>								
	FMD611	PVC	●	7.5 x d	+70°C/+5°C	5	3	50
	FMD612	PVC	●	10 x d	+70°C/+5°C	3	2	20
	FMD900	TPE	●	6.8 x d	+100°C/-35°C	10	6	100
	FMD910	PUR	●	10 x d	+80°C/-25°C	3	2	20
<b>FMB 总线电缆 Bus cables</b>								
	FMB610	PVC	●	12.5 x d	+70°C/+5°C	3	2	30
	FMB618	PVC	●	15 x d	+70°C/+5°C	3	-	20
	FMB910	TPE	●	10-12.5 x d	+70°C/-35°C	10	6	100
	FMB911	PUR	●	12.5 x d	+70°C/-20°C	3	2	30

Cables

FLEXMOV®

www.csb-ep.com  
sales@csb-ep.com

电话: 0573 84186133/84185527  
Tel: 0086 573 84187009












- 不适用 Inapplicable    ● 标准 standard

标准和认证 Properties and approvals	抗紫外线 UV-resistance	耐水解 Hydrolysis-resistance	耐低温 Cold-resistant	阻燃 Flame resistance	耐油性 Oil resistance	无硅 Silicone-free	无卤素 Halogen-free	抗扭性 Torsion
	-	-	-	●	-	●	-	-
	-	-	-	●	-	●	-	-
	中 Medium	-	-	●	●	●	-	-
	-	-	-	●	-	●	-	-
	中 Medium	-	-	●	●	●	-	-
	高 High	-	●	-	●	●	-	-
	中 Medium	-	●	-	●	●	-	-
	高 High	●	●	-	●	●	●	●
	高 High	●	●	●	●	●	-	●
	高 High	●	●	-	●	●	●	-
	中 Medium	●	●	●	●	●	●	●
	高 High	●	●	●	●	●	-	-
	中 Medium	●	●	●	●	●	●	-
	-	-	-	●	●	●	-	-
	-	-	-	●	●	●	-	-
	高 High	●	●	-	●	●	●	-
	高 High	●	●	●	●	●	●	-
	中 Medium	-	-	●	●	●	-	-
	-	-	-	●	-	●	-	-
	中 Medium	●	●	●	●	●	-	-
	中 Medium	●	●	●	●	●	●	-

# FLEXMOV® Flexible cables

## FLEXMOV® 高柔性电缆

### FLEXMOV® 高柔性电缆参数 Flexible cables

系列 Series	产品编码 Part No.	外护套 Outer jacket	屏蔽 Shield	最小弯曲半径 拖链内移动 Min. bending radius Moving in cable carriers [mm]	适用温度范围 拖链内移动 Temperature Moving in cable carriers	最大速度 v max. [m/s]		最大加速度 a max. [m/s <sup>2</sup> ]
						架空 Unsupported	滑行 Gliding	
<b>FMM 动力电缆 Motor cables</b>								
	FMM600	PVC	-	7.5 x d	+70°C/+5°C	10	5	80
	FMM605	PVC	-	15 x d	+70°C/+5°C	3	-	20
	FMM610	PVC	●	7.5 x d	+70°C/+5°C	10	5	80
	FMM900	TPE	-	7.5 x d	+90°C/-35°C	10	6	100
	FMM902	TPE	-	7.5 x d	+90°C/-35°C	10	6	100
	FMM903	TPE	-	7.5 x d	+90°C/-35°C	10	6	80
	FMM907	TPE	-	7.5 x d	+90°C/-35°C	10	6	80
<b>FMV 伺服电缆 Servo cables</b>								
	FMV610	PVC	●	7.5 x d	+70°C/+5°C	10	5	80
	FMV910	PUR	●	10 x d	+80°C/-25°C	10	2	50
<b>FME 测量电缆 Measuring cables</b>								
	FME911	TPE	●	7.5 x d	+90°C/-35°C	10	6	100
	FME913	PUR	●	7.5 x d	+80°C/-25°C	10	5	50

Cables

FLEXMOV®

www.csb-ep.com  
sales@csb-ep.com

电话: 0573 84186133/84185527  
Tel: 0086 573 84187009

— 不适用 Inapplicable ● 标准 standard

标准和认证 Properties and approvals	抗紫外线 UV-resistance	耐水解 Hydrolysis-resistance	耐低温 Cold-resistant	阻燃 Flame resistance	耐油性 Oil resistance	无硅 Silicone-free	无卤素 Halogen-free	抗扭性 Torsion
	中 Medium	-	-	●	●	●	-	●
	-	-	-	●	-	●	-	-
	中 Medium	-	-	●	●	●	-	-
	高 High	●	●	●	●	●	-	●
	高 High	●	●	-	●	●	●	●
	高 High	●	●	●	●	●	-	●
	高 High	●	●	-	●	●	●	●
	中 Medium	-	-	●	●	●	-	-
	中 Medium	●	●	●	●	●	●	-
	中 Medium	●	●	-	●	●	●	-
	中 Medium	●	●	●	●	●	●	-

Cables  
FLEXMOV®

www.csb-ep.com  
sales@csb-ep.com

电话: 0573 84186133/84185527  
Tel: 0086 573 84187009

**声明:**

本产品目录中的信息数据是基于我们当前对CSB®产品的现有了解，仅作为用户设计参考使用；本产品目录中的信息数据不能直接引用至用户实际工况。CSB®建议用户通过特定的试验来验证CSB®产品是否适用于用户实际工况。对于使用CSB®产品所可能导致的任何损失，CSB®公司不承担赔偿责任。由于材料和产品技术不断更新，我们保留变更产品信息数据的权利。

**Acknowledgement:**

The information and data, contained in the catalogue, are induced by our understanding of the stated products. These information and data are only references during the user designation and application. The designation and application data provided by CSB® could not be directly applied to the real application conditions. A specific test is recommended for the practical application environment to ensuring the suitable use of CSB® products. Any damages or lost caused by improper use of CSB® bearings will not be warranted by CSB®. Due to the materials and techniques are continuously updated, we reserve the right to change the necessary data and information without advanced notice in time.

[Https://www.csb-ep.com](https://www.csb-ep.com)

浙江长盛塑料轴承技术有限公司  
地址：浙江省嘉善惠民街道汾湖路6号  
邮编：314100  
Tel: 0573-84186133/84185527  
E-mail: sales@csb-ep.com

Zhejiang CSB Plastic Bearing Technology Co.,Ltd.  
Add: No.6, Fenu Road, Huimin Sub-district, Jiashan, Zhejiang, China  
Zip Code: 314100  
Tel: 0086 573 84187009/84187672  
E-mail: sales@csb-ep.com

总部：浙江长盛滑动轴承股份有限公司  
地址：浙江嘉善经济开发区鑫达路6号  
[Https://www.csb.com.cn](https://www.csb.com.cn)

Zhejiang Changsheng Sliding Bearing Co., Ltd.  
Add: No.6 Xinda Road, Economic Development Zone,  
Jiashan, Zhejiang, China.

▣ CSB PLASTIC agent or distributor



CSB/CAT.064  
Print: 10/2023